

NATIONAL IMPACT FEE SURVEY: 2012¹

This report summarizes the results of a detailed survey of impact fees that individual jurisdictions across the country are charging. Unlike in-kind developer exactions, impact fees are expressed in dollars and have published fee schedules, making it easy to compare fees charged by different jurisdictions. The results of the survey reveal where impact fees are most common, how much jurisdictions in various states are charging, and the types of facilities for which fees are being charged. Comparisons with surveys from previous years also show how fees have been changing over time.

Structure of the Survey

The survey that follows this introductory text² contains, for each jurisdiction, the amount of impact fees (and similar charges) by type of facility (roads, water, wastewater, etc.) for five typical land use types: single-family detached, multi-family, retail, office and industrial. Residential fees are per dwelling unit; nonresidential fees are per 1,000 square feet of building area. The “updated” column gives the date we last verified the fee amounts, not the date that the jurisdiction adopted the fees.

The survey data is presented in 35 sheets, seven sheets for each of the five land use types. The jurisdictions are listed in alphabetical order, by state, county and jurisdiction. The last page for each land use summarizes average fees by state and for the nation. For example, page seven (of the survey data, not this summary text) provides the average fees for single-family detached units.

What Qualifies as an Impact Fee?

The multitude of names used to refer to impact fees is one obstacle to developing an accurate survey of such fees. Common terms used to refer to impact fees include “capacity fees,” “facility fees,” “system development charges” and “capital recovery fees.” Their common characteristics are that (1) they are charged only to new development, (2) they are standardized fees as opposed to ad hoc, negotiated payments and (3) they are designed and used to fund capital improvements needed to serve growth.

Utility Connection Fees. Water and wastewater connection fees that are used to fund growth-related capital improvements should be classified as impact fees. However, connection fees often mix impact fee components with service fees that cover other types of costs, such as the purchase of a water meter, the inspection of the connection, or the administrative cost of establishing a new customer account. This presents the researcher with a problem. Counting only clearly-labeled water and wastewater impact fees is likely to under-represent them, but seldom are there sufficient resources to interview local officials to determine what portion of a connection fee is actually an impact fee. In addition, because water and wastewater fees preceded other kinds of impact fees, they are often less controversial than other types of impact fees. For these reasons, it is often useful to look at “non-utility” impact fees separately from total impact fees.

Fees-in-Lieu. Fees charged in-lieu of land dedication for parks and schools are conceptually very similar to impact fees, and should also be counted in an impact fee survey. Essentially, they function much like an impact fee for the land component of the facility. Indeed, some communities use an impact fee for the construction cost component, and combine that with a land dedication/fee-in-lieu

¹ prepared by Clancy Mullen, Duncan Associates, Austin, TX on August 20, 2012

² if the full survey is not attached, it can be obtained from www.impactfees.com

requirement for the land component. In California, park fees in-lieu of land dedication are known as “Quimby fees,” after the name of the 1966 state act authorizing such fees. Because they are not labeled as impact fees, land dedication fees-in-lieu are often overlooked in impact fee surveys.

Development Taxes. Another class of fee that is functionally very similar to an impact fee is the development tax, which is sometimes also referred to as a development excise tax, privilege tax or facilities tax. This is a tax that only applies to new development, often on a per square foot basis, and is earmarked for capital improvements. For example, Boulder, Colorado hired consultants to conduct a nexus study and adopted an ordinance that had all of the trappings of an impact fee ordinance, including earmarking of funds for specific types of capital facilities and providing credit against the charges for developer-constructed improvements, but instead of adopting them as impact fees the City adopted them as development taxes. This survey includes development taxes.

Some Caveats

The results of impact fee surveys can be misinterpreted. This can be avoided if the reader keeps the following caveats in mind.

Not Exhaustive Samples. Like most impact fee surveys, this survey only includes communities that charge some impact fees, and excludes those that do not (although some jurisdictions that have temporarily suspended fees have been retained). Thus, an “average impact fee” must be understood as an average fee for those communities that charge impact fees, not as an average for all communities (communities with suspended fees are not counted in the average). Although in California state limits on local taxing authority and relatively liberal impact fee enabling legislation have combined to make impact fees virtually universal, in most other parts of the country, communities that have impact fees (other than the ubiquitous water and wastewater connection fees) still tend to be in the minority.

Not Random Samples. Impact fee surveys tend to be opportunistic, and this one is no exception. For the most part, the inclusion of a community is determined by how readily available the information is. Communities that post their fee schedules on their web site are more likely to be included in a survey than communities that do not. Consultants who compile surveys are more likely to include communities that have been clients or that are in the same region with former clients. For example, our firm compiled extensive surveys of impact fees in Arizona and Florida for client communities in those states. For these reasons, the fact that a state is not well represented in a national survey does not necessarily mean that the state does not have many impact fees (although that may be true).

Average Total Fee or Sum of Average Fees. In this chapter, average fees are presented for a variety of capital facilities. These averages exclude communities that are represented in the survey but do not charge impact fees for the particular facility type. One could sum these average fees by facility type, but this “sum of the average fees” does not represent the average fee for communities that charge impact fees. A more meaningful statistic, and the one reported here, is the “average of the total impact fees” charged by all communities represented in the survey.

Only Published Fees. The fact that a community does not charge a particular impact fee does not mean that developers make no contributions to that type of capital facility. This is particularly true in the case of roads, because many communities without road impact fees require developers to dedicate right-of-way and often to make substantial improvements to abutting roadways as a condition of development approval. In communities with road impact fees, developers who are required to make in-kind contributions receive credit against their impact fees for the value of those contributions.

Thus, developers may contribute more on average to the cost of major road improvements in communities without road impact fees than in communities with modest road impact fees.

Eligible Facilities

State enabling legislation obviously influences the kind of impact fees that local governments enact. In most states, local governments have the authority to impose impact fees for water and wastewater facilities, although they may be called something else. The types of facilities that are eligible for impact fees in the various state impact fee acts are listed in Figure 1 (it should be noted that water and wastewater impact fees may be authorized under separate legislation).

Figure 1: Facilities Eligible for Impact Fees by State

State	Roads	Water	Sewer	Storm Water	Parks	Fire	Police	Library	Solid Waste	School
Arizona (cities)	■	■	■	■	■	■	■	■		
Arizona (counties)	■	■	■		■	■	■			
Arkansas (cities)	■	■	■	■	■	■	■	■		
California	■	■	■	■	■	■	■	■	■	■
Colorado	■	■	■	■	■	■	■	■	■	
Florida	■	■	■	■	■	■	■	■	■	■
Georgia	■	■	■	■	■	■	■	■		
Hawaii	■	■	■	■	■	■	■	■	■	■
Idaho	■	■	■	■	■	■	■			
Illinois	■									
Indiana	■	■	■	■	■					
Maine	■	■	■		■	■			■	
Montana	■	■	■	■	*	■	■	*	*	*
Nevada	■	■	■	■	■	■	■			**
New Hampshire	■	■	■	■	■	■	■	■	■	■
New Jersey	■	■	■	■						
New Mexico	■	■	■	■	■	■	■			
Oregon	■	■	■	■	■					***
Pennsylvania	■									
Rhode Island	■	■	■	■	■	■	■	■	■	■
South Carolina	■	■	■	■	■	■	■			
Texas (cities)	■	■	■	■						
Utah	■	■	■	■	■	■	■			
Vermont	■	■	■	■	■	■	■	■	■	■
Virginia****	■									
Washington	■				■	■				■
West Virginia	■	■	■	■	■	■	■			■
Wisconsin (cities)	■	■	■	■	■	■	■	■	■	

* can be imposed by super-majority vote of city council or unanimous vote of county commission

** school construction tax up to \$1,600 per unit authorized in districts with populations up to 50,000 (NRS 387.331)

*** development tax of up to \$1.00/sq. ft. for residential and \$0.50/sq. ft. for nonresidential may be imposed by school districts

**** impact fees may be imposed on by-right residential subdivision of agriculturally-zoned parcels for a broad array of facilities under certain circumstances

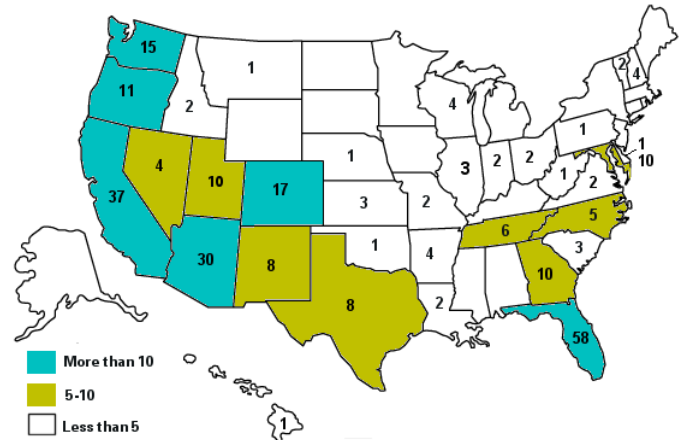
Source: Clancy Mullen, *Summary of State Impact Fee Acts*, January 2012 (www.impactfees.com - state information)

It is noteworthy that only 10 states authorize school impact fees or development taxes. School impact fees are found almost exclusively in Florida, California, Washington and Maryland (where they are authorized in some counties by special acts of the legislature). School impact fees tend to be high fees that are imposed only on residential development, and their prohibition in most of the country is an indication of the political clout of homebuilder associations.

Average Fees by State

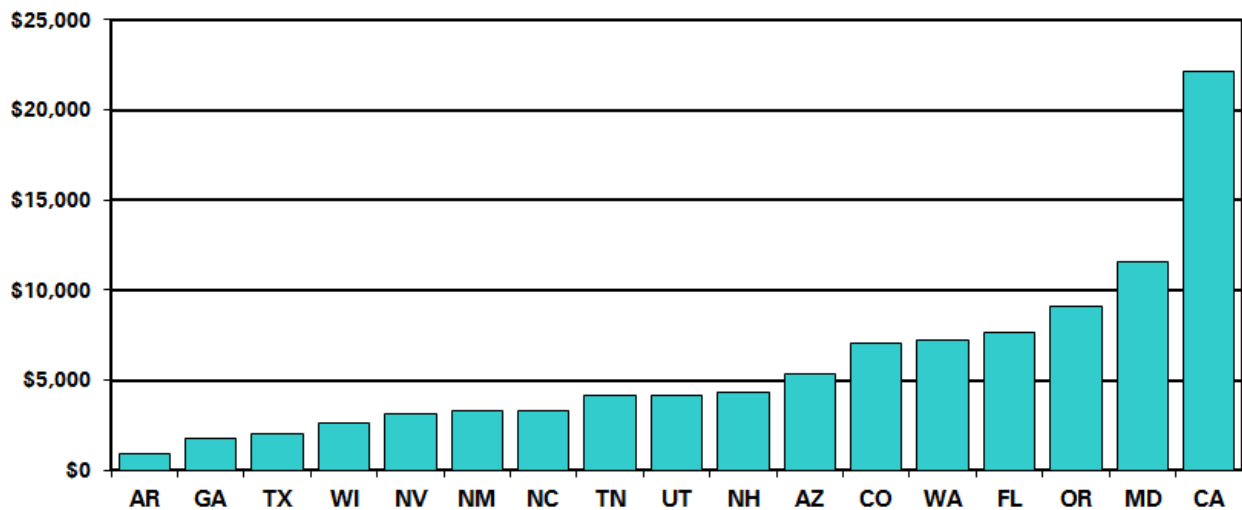
As noted earlier, this survey is opportunistic, so the number of jurisdictions represented in the survey is not proportional to the actual incidence of impact fees. Nevertheless, the survey jurisdictions do provide some indication of the states where impact fees are most common. The 2012 survey includes 271 jurisdictions (plus 10 Florida counties that have suspended all of their fees, and so are excluded from the average fee totals). Not surprisingly, the surveyed jurisdictions are concentrated in the South and West, especially Washington, Oregon, California, Arizona, Colorado and Florida (see Figure 2).

Figure 2: Survey Jurisdictions by State, 2012



Average impact fees vary significantly by state. As illustrated in Figure 3, the average total non-utility fee charged for a single-family detached unit is much higher in California than elsewhere in the country (the chart excludes states with fewer than four jurisdictions represented in the survey).

Figure 3. Average Single-Family Non-Utility Fees by State, 2012



Average Fees by Land Use

Average impact fees by land use and facility type are presented in Table 1 and illustrated in Figure 4 and Figure 5. Except in the few states where school fees are charged,³ road, park and utility fees are the primary components of total fees for residential land uses. Other types of fees tend to be small (fire, police, library) or infrequently charged (general government or drainage). For nonresidential land uses, park fees are seldom charged, and road and utility fees are the dominant components of the total fee.

Figure 4. Average Fees by Land Use, 2012

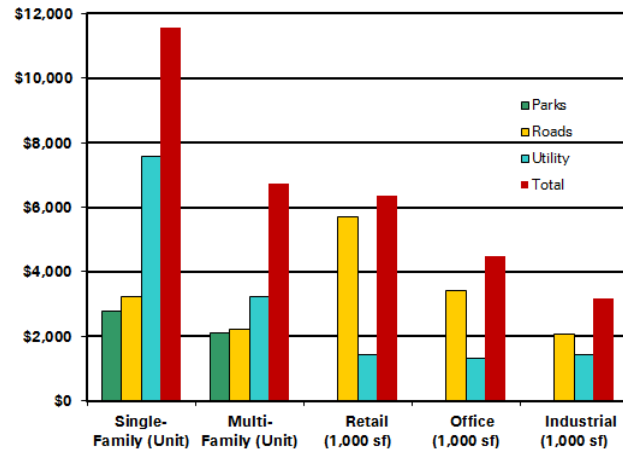


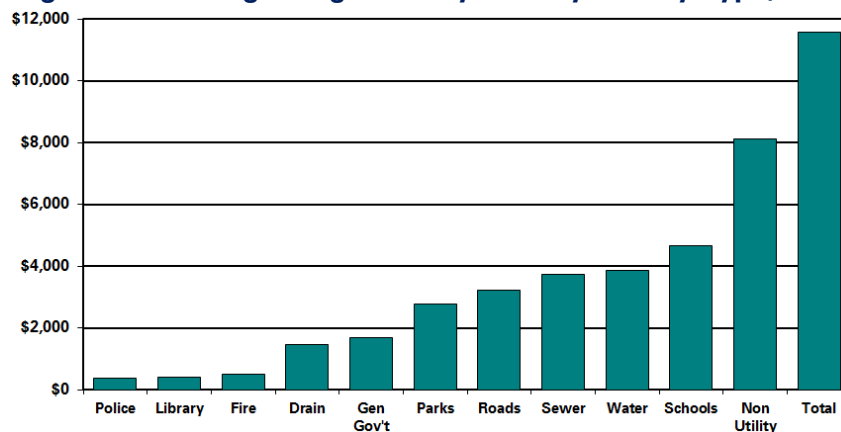
Table 1. Average Fees by Land Use and Facility Type, 2012

Facility Type	Single-Family (Unit)	Multi-Family (Unit)	Retail (1,000 sf)	Office (1,000 sf)	Industrial (1,000 sf)
Roads	\$3,228	\$2,202	\$5,685	\$3,430	\$2,076
Water	\$3,863	\$1,440	\$690	\$629	\$656
Wastewater	\$3,725	\$1,771	\$741	\$690	\$765
Drainage	\$1,476	\$790	\$1,013	\$868	\$983
Parks	\$2,774	\$2,086	**	**	**
Library	\$402	\$305	**	**	**
Fire	\$512	\$376	\$402	\$358	\$248
Police	\$372	\$295	\$401	\$260	\$180
General Government	\$1,699	\$1,285	\$618	\$607	\$385
Schools	\$4,677	\$2,494	**	**	**
Total Non-Utility*	\$8,111	\$5,359	\$6,174	\$4,172	\$2,763
Total*	\$11,583	\$6,718	\$6,347	\$4,483	\$3,190

* Average of total fees charged by jurisdictions, not sum of average fees by facility type (non-utility excludes water and wastewater)

** rarely charged to nonresidential land uses, with the exception of school fees in California

Figure 5. Average Single-Family Fees by Facility Type, 2012



³ Florida, Washington and Maryland have extensive and significant school impact fees. California's school fees are widespread, but are capped by State law at a relatively modest level.

Trends, 2008-2012

Average impact fees have been trending down over the last three to four years, although this has not been uniform in all parts of the country. In an attempt to quantify this trend, a constant sample was compiled from the last five annual surveys, consisting of 256 jurisdictions that were included in all five surveys and charged some non-utility fees in every year. This is consistent with the methodology used in this survey of not including jurisdictions that don't charge fees in computing average fees charged, but it does tend to understate fee reductions by not factoring in jurisdictions that eliminate or suspend all fees, a trend that has been seen mostly in Florida.

The three states with the most impact fees, Arizona, Florida and California, account for over half of all the jurisdictions in the survey and are shown in Table 2 along with the national averages. In Arizona, legislation was passed prohibiting new or increased impact fees from June 30, 2009 until January 1, 2012, accounting for the relative stability of impact fees in 2010 and 2011. A new law passed in 2011 outlawed some types of impact fees, including general government and solid waste, as well as fees for parks over 30 acres, libraries over 10,000 square feet and public safety training facilities after January 1, 2012, resulting in significant fee decreases in 2012. Unlike Arizona, where voluntary reductions or suspensions of impact fees have been rare, such actions have become common practice in Florida, beginning in 2008 following the collapse of the housing market. Some Florida jurisdictions have updated studies and lowered fees to reflect reduced land and construction costs, while others reduced or suspended some or all fees based on policy, in the hopes of stimulating new development. California came late to the fee-reduction party – although fee increases had been slowing, actual reductions were not seen until this year.

Table 2. Average Single-Family Non-Utility Fees, 2008-2012

	2008	2009	2010	2011	2012	2008-12
Arizona	\$6,053	\$6,458	\$6,440	\$6,501	\$5,383	na
Florida	\$9,832	\$9,397	\$9,112	\$7,924	\$7,662	na
California	\$19,669	\$21,928	\$23,441	\$23,849	\$22,154	na
National	\$8,235	\$8,628	\$8,736	\$8,630	\$8,233	na
Without CA	\$6,303	\$6,381	\$6,252	\$6,059	\$5,882	na
% Change						
Arizona	na	6.7%	-0.3%	1.0%	-17.2%	-11.1%
Florida	na	-4.4%	-3.0%	-13.0%	-3.3%	-22.1%
California	na	11.5%	6.9%	1.7%	-7.1%	12.6%
National	na	4.8%	1.3%	-1.2%	-4.6%	0.0%
Without CA	na	1.2%	-2.0%	-3.1%	-2.9%	-6.7%

Source: Duncan Associates' annual surveys, using constant sample of 256 jurisdictions that were included in all five surveys and charged some non-utility fees in every year.

Single-Family Unit (3-BR, 2,000 sf, on 10,000 sq. ft. lot at density of 4 UPA and value of \$200,000)																
State	County	Jurisdiction	Updated	Total	Non-Util	Roads	Water	Sewer	Drain	Parks	Library	Fire	Police	GenGov	Schools	Other
AR	Benton	Bentonville	7/28/12	\$3,789	\$1,306		\$1,366	\$1,117		\$791		\$515				
AR	Benton	Lowell	7/28/12	\$1,504	\$504			\$1,000				\$504				
AR	Faulkner	Conway	7/28/12	\$1,698	\$1,698	\$1,039				\$659						
AR	Washington	Fayetteville	7/28/12	\$2,155	\$312		\$971	\$872				\$150	\$162			
AZ	Cochise	Sierra Vista	7/28/12	\$4,818	\$4,818	\$1,531				\$1,988	\$609	\$436	\$509			
AZ	Gila	Sedona	7/28/12	\$16,351	\$8,822	\$1,917		\$7,529	\$660	\$5,932			\$313			
AZ	Maricopa	Avondale	7/28/12	\$17,934	\$7,190	\$1,857	\$5,251	\$5,493		\$2,501	\$345	\$952	\$326	\$905		\$304
AZ	Maricopa	Buckeye	7/28/12	\$11,062	\$3,204	\$246	\$3,689	\$4,169		\$1,109	\$165	\$1,178	\$506			
AZ	Maricopa	Chandler	7/28/12	\$20,009	\$8,403	\$3,983	\$6,167	\$5,439		\$3,740	\$75	\$344	\$164	\$97		
AZ	Maricopa	Fountain Hills	7/28/12	\$8,298	\$8,298	\$5,614				\$2,118	\$79	\$207	\$112	\$168		
AZ	Maricopa	Gilbert	7/28/12	\$18,532	\$6,269	\$423	\$6,397	\$5,866		\$4,030		\$821	\$612	\$383		
AZ	Maricopa	Glendale	7/28/12	\$6,186	\$2,286	\$694	\$3,420	\$480		\$625	\$398	\$317	\$252			
AZ	Maricopa	Goodyear	7/28/12	\$12,434	\$3,452	\$941	\$4,789	\$4,193		\$939	\$138	\$1,057	\$377			
AZ	Maricopa	Mesa	7/28/12	\$7,505	\$2,626		\$2,220	\$2,659	\$366	\$1,122	\$464	\$272	\$402			
AZ	Maricopa	Peoria	7/28/12	\$17,470	\$11,657	\$8,160	\$3,890	\$1,923		\$2,212	\$209	\$624	\$452			
AZ	Maricopa	Phoenix	7/28/12	\$11,729	\$3,441	\$1,273	\$5,110	\$3,178		\$1,613	\$53	\$325	\$177			
AZ	Maricopa	Scottsdale	7/28/12	\$10,321	\$0		\$6,450	\$3,871								
AZ	Maricopa	Surprise	7/28/12	\$15,873	\$8,143	\$5,396	\$4,691	\$3,039		\$785	\$133	\$688	\$371	\$661		\$109
AZ	Maricopa	Tempe	7/28/12	\$5,893			\$3,045	\$2,848								
AZ	Mojave	Bullhead City	7/28/12	\$726			\$726									
AZ	Navajo	Show Low	7/28/12	\$1,849	\$1,849	\$1,112				\$557	\$180					
AZ	Pima	Pima County	7/28/12	\$5,199	\$5,199	\$5,199										
AZ	Pima	Marana	7/28/12	\$17,541	\$10,666	\$7,372	\$2,331	\$4,544		\$3,294						
AZ	Pima	Oro Valley	7/28/12	\$10,333	\$2,784	\$1,933	\$7,549			\$555			\$296			
AZ	Pima	Tucson	7/28/12	\$9,194	\$7,683	\$4,300	\$1,511			\$1,720		\$488	\$674	\$501		
AZ	Pinal	Apache Junction	7/28/12	\$9,139	\$9,139	\$6,323				\$1,801	\$721		\$294			
AZ	Pinal	Casa Grande	7/28/12	\$11,067	\$6,777	\$3,465		\$4,290				\$646	\$359	\$892		\$1,415
AZ	Pinal	Eloy	7/28/12	\$4,443	\$1,516		\$1,617	\$1,310		\$539	\$151		\$345	\$481		
AZ	Pinal	Florence	7/28/12	\$10,884	\$3,449	\$583	\$3,330	\$4,105		\$857		\$1,096	\$913			
AZ	Pinal	Queen Creek	7/28/12	\$13,883	\$8,941	\$631		\$4,942		\$4,325	\$1,370	\$704	\$693	\$1,218		
AZ	Yavapai	Yavapai County	7/28/12	\$3,400	\$3,400	\$3,400										
AZ	Yavapai	Chino Valley	7/28/12	\$5,815			\$854	\$4,961		non-utility fees suspended						
AZ	Yavapai	Prescott	7/28/12	\$16,158	\$2,551	\$469	\$10,334	\$3,273		\$715	\$253	\$525	\$589			
AZ	Yuma	Yuma	7/28/12	\$2,772	\$2,772	\$856				\$1,011		\$399	\$506			
CA	Alameda	Fremont	7/29/12	\$77,194	\$77,194	\$3,879				\$29,093		\$386		\$3,336		\$40,500
CA	Alameda	Hayward	7/29/12	\$35,909	\$20,103	\$1,200	\$8,106	\$7,700		\$11,953					\$6,200	\$750
CA	Alameda	Livermore	7/29/12	\$40,667	\$32,243	\$10,172	\$3,646	\$4,778	\$1,120	\$13,334				\$1,677		\$5,940
CA	Alameda	San Leandro	7/29/12	\$27,687	\$23,795	\$1,222		\$3,892		\$14,750					\$6,400	\$1,423
CA	Contra Costa	Orinda	7/29/12	\$21,096	\$21,096	\$6,093			\$5,080	\$9,923						
CA	El Dorado	El Dorado Co	7/29/12	\$28,344	\$28,344	\$22,404									\$5,940	
CA	Fresno	Clovis	7/29/12	\$19,934	\$7,390	\$4,573	\$4,380	\$8,164		\$1,984		\$514				\$319
CA	Kern	Bakersfield	7/29/12	\$24,702	\$20,702	\$12,870		\$4,000		\$1,716					\$5,580	\$536
CA	Los Angeles	Lancaster	7/29/12	\$13,881	\$13,881	\$2,841			\$4,659	\$3,534		\$1,751		\$119	\$800	\$177
CA	Los Angeles	Long Beach	7/29/12	\$16,817	\$16,817	\$1,125				\$4,613		\$496	\$703		\$9,880	
CA	Monterey	Salinas	11/5/11	\$11,803	\$7,395	\$3,110		\$4,408	\$1,404	\$2,409						\$472
CA	Napa	St. Helena	7/29/12	\$50,500	\$27,160	\$8,220	\$12,920	\$10,420	\$40				\$2,500	\$5,460	\$5,940	\$5,000
CA	Orange	Brea	7/29/12	\$26,810	\$12,876	\$1,974	\$13,934			\$9,818		\$1,029	\$55			
CA	Placer	Rocklin	7/29/12	\$16,116	\$16,116	\$6,578			\$293	\$2,696				\$6,549		
CA	Sacramento	Citrus Heights	7/29/12	\$17,137	\$9,687	\$2,434		\$7,450	\$1,894	\$1,079					\$4,280	
CA	Sacramento	Elk Grove	7/29/12	\$33,021	\$15,752	\$7,661	\$6,069	\$11,200		\$8	\$725	\$1,731	\$439	\$645		\$4,543

Single-Family Unit (3-BR, 2,000 sf, on 10,000 sq. ft. lot at density of 4 UPA and value of \$200,000)																	
State	County	Jurisdiction	Updated	Total	Non-Util	Roads	Water	Sewer	Drain	Parks	Library	Fire	Police	GenGov	Schools	Other	
CA	Sacramento	Sacramento	7/29/12	\$42,492	\$33,660	\$7,013	\$1,382	\$7,450	\$3,780	\$7,393					\$5,940	\$9,533	
CA	San Bernardino	Highland	7/29/12	\$20,598	\$20,598	\$12,540			\$765	\$3,480	\$857	\$746	\$210	\$2,000			
CA	San Bernardino	Redlands	7/29/12	\$13,880	\$13,880	\$2,488			\$700	\$4,482	\$764	\$996	\$1,806	\$2,644			
CA	San Bernardino	Rialto	7/29/12	\$20,145	\$10,785	\$2,829	\$5,638	\$3,722	\$3,135	\$2,932	\$127	\$519	\$624	\$619			
CA	San Diego	Carlsbad	7/29/12	\$38,225	\$27,085	\$3,280	\$8,041	\$3,099	\$685	\$6,208				\$7,000	\$6,300	\$3,612	
CA	San Diego	Escondido	7/29/12	\$29,382	\$12,866	\$3,015	\$9,016	\$7,500	\$1,071	\$4,129				\$4,533		\$118	
CA	San Diego	San Diego	7/29/12	\$36,103	\$24,606	\$2,474	\$7,373	\$4,124							\$5,260	\$16,872	
CA	San Joaquin	Lodi	7/29/12	\$28,153	\$20,583	\$4,069	\$1,430	\$6,140	\$5,231	\$7,900		\$550	\$562	\$2,271			
CA	San Joaquin	Ripon	7/29/12	\$61,183	\$48,209	\$9,530	\$9,172	\$3,802	\$2,430	\$13,056	\$434	\$2,710	\$498	\$4,239	\$6,160	\$9,152	
CA	San Luis Obispo	Paso Robles	7/29/12	\$50,019	\$25,769	\$7,398	\$17,750	\$6,500	\$2,020	\$4,803	\$1,154	\$884	\$74	\$4,176	\$5,260		
CA	San Luis Obispo	San Luis Obispo	7/29/12	\$34,682	\$13,457	\$3,457	\$17,092	\$4,133								\$10,000	
CA	Santa Barbara	Carpinteria	7/29/12	\$37,086	\$37,086	\$13,066			\$2,333	\$15,433				\$1,654	\$4,100	\$500	
CA	Santa Barbara	Santa Maria	7/29/12	\$23,436	\$18,112	\$8,730	\$1,533	\$3,791		\$6,672	\$824	\$822	\$736	\$328			
CA	Santa Clara	Gilroy	7/29/12	\$45,934	\$28,167	\$11,809	\$5,236	\$12,531	\$158					\$16,200			
CA	Santa Clara	Palo Alto	7/26/12	\$28,975	\$16,475	\$3,017	\$5,000	\$7,500		\$12,556	\$902						
CA	Santa Cruz	Santa Cruz Co	7/29/12	\$10,440	\$10,440	\$6,000			\$4,440								
CA	Santa Cruz	Scotts Valley	7/29/12	\$22,267	\$16,130	\$4,855		\$6,137	\$330	\$8,933	\$748		\$882	\$382			
CA	Shasta	Redding	7/29/12	\$25,143	\$11,334	\$5,582	\$6,889	\$6,920	\$891	\$3,996		\$865					
CA	Solano	Vacaville	7/29/12	\$46,140	\$29,673	\$8,745	\$7,643	\$8,824	\$2,039	\$4,208		\$305	\$682	\$677	\$4,100	\$8,917	
CA	Sonoma	Windsor	7/29/12	\$48,396	\$27,004	\$10,527	\$7,161	\$14,231	\$3,036	\$8,870				\$4,571			
CA	Yolo	Davis	7/29/12	\$23,216	\$23,216	\$8,093			\$305	\$5,877			\$992	\$2,389	\$5,560		
CO	Adams	Adams Co	7/29/12	\$1,599	\$1,599	\$1,599											
CO	Adams	Commerce City	7/29/12	\$6,698	\$5,723	\$1,181	\$975		\$521	\$3,402					\$619		
CO	Boulder	Boulder	7/29/12	\$37,058	\$17,380	\$2,062	\$15,542	\$4,136	\$7,120	\$4,012	\$431	\$196	\$277	\$402	\$2,420	\$460	
CO	Eagle	Eagle Co	7/29/12	\$6,931	\$6,931	\$4,378						\$2,553					
CO	Eagle	Basalt	7/29/12	\$7,967	\$2,750	\$750	\$5,217									\$2,000	
CO	El Paso	Colorado Springs	7/29/12	\$17,148	\$5,083		\$10,197	\$1,868	\$1,770	\$1,781					\$1,532		
CO	Fremont	Canon City	7/29/12	\$304	\$304							\$304					
CO	Jefferson	Jefferson Co	7/29/12	\$3,276	\$3,276	\$3,276											
CO	La Plata	Durango	7/29/12	\$10,516	\$3,414	\$2,169	\$5,582	\$1,520		\$300					\$945		
CO	Larimer	Larimer Co	7/29/12	\$5,677	\$5,677	\$2,927				\$1,259					\$1,491		
CO	Larimer	Loveland	8/18/12	\$23,851	\$14,481	\$2,170	\$5,560	\$2,560	\$569	\$6,386	\$1,229	\$736	\$957	\$1,052	\$1,382	\$1,250	
CO	Larimer	Ft. Collins	7/29/12	\$20,502	\$12,432	\$2,792	\$4,630	\$3,440	\$733	\$3,419	\$540	\$194	\$134	\$245	\$1,591	\$2,784	
CO	Mesa	Mesa Co	7/29/12	\$2,748	\$2,748	\$1,678				\$150					\$920		
CO	Pitkin	Pitkin Co	7/29/12	\$21,674	\$21,674	\$6,883				\$10,900					\$917	\$2,974	
CO	Weld	Weld Co	7/29/12	\$3,305	\$3,305	\$2,269			\$400					\$636			
CO	Weld	Windsor	7/29/12	\$18,302	\$7,877	\$2,115	\$6,725	\$3,700	\$735	\$5,027							
CO	Weld	Greeley	7/29/12	\$5,433	\$5,433	\$1,571			\$280	\$3,174		\$275	\$133				
DE	New Castle	New Castle Co	7/29/12	\$9,321	\$1,157			\$8,164		\$328	\$138	\$517	\$62	\$112			
FL	Alachua	Alachua Co	8/4/12	\$9,412	\$9,412	\$5,372				\$2,520		\$1,520					
FL	Brevard	Brevard Co	8/4/12	\$4,834	\$4,834	rd fees susp until 3/1/2014					\$64	\$93			\$4,445	\$232	
FL	Brevard	Cocoa	8/4/12	\$6,530	\$4,780		\$1,750				\$64	\$39			\$4,445	\$232	
FL	Brevard	Melbourne	8/4/12	\$5,570	\$5,570					\$540	\$64	\$39		\$250	\$4,445	\$232	
FL	Brevard	Palm Bay	8/4/12	\$11,941	\$6,059		\$2,460	\$3,422		\$958	\$64	\$322	\$38		\$4,445	\$232	
FL	Brevard	Rockledge	8/4/12	\$4,780	\$4,780						\$64	\$39			\$4,445	\$232	
FL	Broward	Broward Co	8/4/12	\$10,494	\$10,494	\$3,556				\$894					\$6,044		
FL	Broward	Ft. Lauderdale	8/4/12	\$8,419	\$8,419					\$2,375					\$6,044		
FL	Charlotte	Charlotte Co	8/4/12	\$1,832	\$1,832	\$1,832	non-road fees suspended until 7/13/2013										
FL	Citrus	Citrus Co	8/4/12	\$5,672	\$5,672	\$1,985				\$566	\$238	\$393	\$290	\$264	\$1,936		

Single-Family Unit (3-BR, 2,000 sf, on 10,000 sq. ft. lot at density of 4 UPA and value of \$200,000)																	
State	County	Jurisdiction	Updated	Total	Non-Util	Roads	Water	Sewer	Drain	Parks	Library	Fire	Police	GenGov	Schools	Other	
FL	Clay	Clay Co	8/4/12	\$7,034	\$7,034	road fee adopted/suspended 1/1/09 thru 6/30/13											
FL	Collier	Collier Co	8/4/12	\$23,817	\$17,392	\$5,753	\$3,205	\$3,220		\$3,133	\$315	\$1,200	\$359	\$766	\$5,378	\$488	
FL	Columbia	Columbia Co	9/5/11	suspended fees through Jan. 1, 2010: moratorium extended one year to Jan. 1, 2011; 7/11/11 suspension extended indefinitely													
FL	Dade	Miami/Dade Co	8/4/12	\$9,824	\$9,824	\$3,698				\$2,789		\$386	\$503		\$2,448		
FL	Dade	Miami	8/4/12	\$14,245	\$14,245	\$3,698				\$6,818		\$704	\$164	\$413	\$2,448		
FL	DeSoto	DeSoto Co	8/4/12	suspended fees effective January 1, 2008 and refunded all fees collected since adoption in 2006													
FL	Flagler	Flagler Co	8/4/12	\$5,306	\$5,306	\$1,438				\$268					\$3,600		
FL	Flagler	Palm Coast	8/4/12	\$12,724	\$7,814	\$2,687	\$2,430	\$2,480		\$1,322		\$205			\$3,600		
FL	Gilchrist	Gilchrist Co	8/4/12	\$3,500	\$3,500	\$1,750								\$1,000	\$750		
FL	Glades	Glades Co	8/4/12	all fees suspended eff 11/24/2008 until 12/1/2010, then until 2/12/2013													
FL	Hardee	Hardee Co	8/4/12	all fees suspended indefinitely effective 1/1/2009													
FL	Hendry	Hendry Co	8/4/12	all fees suspended through December 31, 2012. Effective Jan 1, 2013, fees at 50% of stated amount in schedule.													
FL	Hernando	Hernando Co	8/4/12	all fees suspended for one year effective 11/15/2011													
FL	Highlands	Highlands Co	8/6/12	all fees suspended for 1 yr eff. 7/1/2009; 3 add'l 1-yr extensions until 7/1/2013													
FL	Hillsborough	Hillsborough Co	8/4/12	\$9,428	\$5,878	\$1,475	\$1,650	\$1,900		\$354		\$49			\$4,000		
FL	Hillsborough	Plant City	8/4/12	\$11,787	\$7,877	\$1,856	\$790	\$3,120		\$582	\$538	\$363	\$538		\$4,000		
FL	Hillsborough	Tampa	8/4/12	\$5,581	\$5,581	\$1,581									\$4,000		
FL	Indian River	Indian River Co	8/4/12	\$8,708	\$8,708	\$4,483				\$1,463	\$483	\$278	\$245		\$1,756		
FL	Lake	Lake Co	8/4/12	\$803	\$803	rd fees susp until 3/1/2013				\$222	\$191	\$390	sch fees susp until 4/1/2013				
FL	Lake	Eustis	8/4/12	\$4,699	\$1,177		\$854	\$2,668		\$599	\$293	\$147	\$138				
FL	Lee	Lee Co	8/4/12	\$12,612	\$12,612	\$6,701				\$1,463		\$524			\$3,924		
FL	Lee	Bonita Springs	8/4/12	\$14,002	\$14,002	\$8,719				\$872		\$487			\$3,924		
FL	Lee	Cape Coral	8/4/12	\$13,971	\$9,593	\$3,347	\$1,516	\$2,862		\$1,115		\$610	\$597		\$3,924		
FL	Lee	Ft. Myers	8/4/12	\$14,985	\$10,996	\$6,701	\$2,023	\$1,966				\$371			\$3,924		
FL	Levy	Levy Co	8/4/12	\$2,066	\$2,066	\$1,046				\$150		\$53			\$817		
FL	Manatee	Manatee Co	8/4/12	\$6,249	\$6,249	\$3,946				\$1,427		\$304	\$572				
FL	Marion	Marion Co	8/4/12	all fees suspended until 12/31/2013													
FL	Martin	Martin Co	8/4/12	\$14,525	\$14,525	\$4,209				\$2,969	\$515	\$355	\$423	\$487	\$5,567		
FL	Monroe	Monroe Co	8/6/12	\$1,534	\$1,534	\$633				\$340	\$242	\$105	\$150			\$64	
FL	Nassau	Nassau Co	2/2/12	\$3,726	\$3,726	all fees exc school susp until 12/31/2012										\$3,726	
FL	Okaloosa	Destin	8/18/12	\$2,087	\$2,087	\$1,425				\$479	\$160		\$23				
FL	Orange	Orange Co.	8/18/12	\$10,760	\$10,760	\$2,869				\$1,043		\$167	\$156		\$6,525		
FL	Orange	Ocoee	8/18/12	\$17,819	\$10,850	\$2,976	\$1,756	\$5,213		\$780		\$318	\$251		\$6,525		
FL	Orange	Orlando	11/6/11	\$11,843	\$9,306	\$2,781		\$2,537							\$6,525		
FL	Orange	Winter Garden	8/18/12	\$14,166	\$11,313	\$3,517	\$1,086	\$1,767		\$671		\$340	\$260		\$6,525		
FL	Osceola	Osceola Co	8/18/12	\$8,742	\$8,742	non-school fees susp until 9/30/2012										\$8,742	
FL	Palm Beach	Palm Beach Co	8/18/12	\$11,367	\$11,367	\$4,822				\$1,540	\$161	\$528	\$170	\$148	\$3,998		
FL	Palm Beach	Palm Beach Gardens	8/18/12	\$15,394	\$11,103	\$6,449				\$3,737	\$161	\$390	\$511	\$148	\$3,998		
FL	Pasco	Pasco Co	8/18/12	\$17,689	\$13,398	\$8,570	\$1,561	\$2,730		park/lib/fire susp til 1/1/2013							\$4,828
FL	Pinellas	Pinellas Co	8/18/12	\$2,418	\$2,066	\$2,066	\$352										
FL	Polk	Polk Co	8/18/12	\$4,160	\$4,160	all fees exc school susp 2 yrs until 7/31/2012, ext to 1/31/2014										\$4,160	
FL	Polk	Lakeland	8/18/12	\$12,702	\$12,702	\$4,895				\$2,707		\$349	\$591		\$4,160		
FL	Putnam	Putnam Co	9/7/11	all fees suspended for 2 yrs eff. 3/1/2009; in 2010, extended until 3/1/2013													
FL	Santa Rosa	Santa Rosa Co	8/18/12	all fees suspended for 2 yrs eff. 1/1/2008 (extended through 2010, then 2011, then 2012)													
FL	St Johns	St. Johns Co	8/18/12	\$11,795	\$11,795	\$4,292				\$449		\$657	\$80	\$538	\$5,779		
FL	St Lucie	St. Lucie Co	8/18/12	\$13,075	\$13,075	\$4,523				\$1,466	\$208	\$533	\$197	\$322	\$5,826		
FL	Sarasota	Sarasota Co	8/18/12	\$12,035	\$7,284	\$2,887	\$2,720	\$2,031		\$2,348	\$380	\$339	\$195	\$339		\$796	
FL	Sarasota	North Port	8/18/12	\$1,485	\$1,485	rd fees susp 1/31/12-1/31/14				\$559	\$380	\$207	\$195	\$144			
FL	Seminole	Seminole Co	8/18/12	\$6,251	\$6,251	\$1,025					\$54	\$172			\$5,000		

Single-Family Unit (3-BR, 2,000 sf, on 10,000 sq. ft. lot at density of 4 UPA and value of \$200,000)																
State	County	Jurisdiction	Updated	Total	Non-Util	Roads	Water	Sewer	Drain	Parks	Library	Fire	Police	GenGov	Schools	Other
FL	Seminole	Altamonte Springs	8/18/12	\$6,747	\$6,747	\$996				\$302	\$91	\$172	\$186		\$5,000	
FL	Seminole	Winter Springs	8/18/12	\$10,823	\$10,823	\$3,167				\$1,200		\$700	\$356	\$400	\$5,000	
FL	Sumter	Sumter Co	8/18/12	\$2,997	\$2,997	\$2,600						\$397				
FL	Volusia	Volusia Co	8/18/12	\$6,065	\$6,065	rd, park, fire fees for resid. In non-growth areas susp. 7/1/11-7/1/13										
FL	Volusia	Daytona Beach	8/18/12	\$9,707	\$7,543		\$931	\$1,233		\$1,478					\$6,065	
FL	Volusia	Deland	8/18/12	\$6,065	\$6,065	all City fees suspended two years from 10/1/2011-9/30/2013)										
FL	Volusia	Deltona	8/18/12	\$13,800	\$8,995	\$1,044	\$1,429	\$3,376		\$1,556		\$214	\$116		\$6,065	
FL	Volusia	Ormond Beach	8/18/12	\$10,721	\$6,771	\$90	\$2,000	\$1,950	\$69	\$547					\$6,065	
FL	Volusia	Port Orange	8/18/12	\$11,467	\$8,372	\$902	\$1,555	\$1,540		\$1,275		\$130			\$6,065	
GA	Cherokee	Canton	8/18/12	\$3,293	\$3,293	\$1,760				\$1,054		\$385	\$94			
GA	Cherokee	Cherokee Co	8/18/12	\$1,952	\$1,952	\$590				\$284	\$281	\$537	\$260			
GA	Effingham	Effingham Co	8/18/12	\$4,600			\$2,000	\$2,600								
GA	Forsyth	Forsyth Co	8/18/12	\$1,030	\$1,030					\$686	\$116	\$228				
GA	Fulton	Alpharetta	8/18/12	\$1,940	\$1,940	\$1,131				\$545		\$264				
GA	Fulton	Atlanta	8/18/12	\$1,544	\$1,544	\$987				\$410		\$114	\$33			
GA	Fulton	Roswell	8/18/12	\$1,998	\$1,998	\$162				\$1,303		\$533				
GA	Hall	Hall Co	8/18/12	\$1,242	\$1,242											\$1,242
GA	Henry	Henry Co	8/18/12	\$1,662	\$1,662											\$1,662
GA	Henry	McDonough	8/18/12	\$1,105	\$1,105											\$1,105
HI	Honolulu	Honolulu	8/18/12	\$1,836	\$1,836	\$1,836										
ID	Ada	Boise	8/18/12	\$5,068	\$5,068	\$3,047				\$1,355		\$515	\$151			
ID	Kootenai	Post Falls	8/18/12	\$10,600	\$2,471	\$852	\$2,212	\$5,917		\$1,284			\$307			\$28
IL	DeKalb	DeKalb (city)	8/18/12	\$4,622	\$4,622					\$3,435					\$1,187	
IL	DuPage	DuPage County	8/18/12	\$624	\$624	\$624										
IL	Kane	Kane County	8/18/12	\$1,842	\$1,842	\$1,842										
IN	Hamilton	Fishers	8/18/12	\$5,745	\$3,345	\$2,275		\$2,400		\$1,070						
IN	Hamilton	Noblesville	8/18/12	\$4,904	\$2,189	\$1,053		\$2,715		\$1,136						
KS	Johnson	Lenexa	8/18/12	\$4,052	\$4,052	\$2,539			\$977	\$461						\$75
KS	Johnson	Olathe	8/18/12	\$11,292	\$2,902	\$2,382	\$4,030	\$4,360		\$520						
KS	Johnson	Overland Park	11/13/11	\$2,341	\$2,341	\$2,341										
LA	E Baton Rouge	Baton Rouge	8/18/12	\$2,910	\$760	\$760		\$2,150								
LA	St Tammany	St Tammany Parish	8/18/12	\$3,077	\$3,077	\$1,468			\$1,609							
MD	Anne Arundel	Anne Arundel Co	8/18/12	\$25,195	\$11,295	\$3,894	\$6,300	\$7,600				\$260			\$7,141	
MD	Calvert	Calvert Co	8/18/12	\$21,350	\$12,950	\$3,500	\$3,000	\$5,400		\$1,300					\$7,800	\$350
MD	Carroll	Carroll Co	11/13/11	\$6,836	\$6,836					\$533					\$6,303	
MD	Charles	Charles Co	8/18/12	\$22,760	\$12,097		\$3,988	\$6,675							\$12,097	
MD	Frederick	Frederick Co	8/18/12	\$26,885	\$15,185		\$4,884	\$6,816			\$759				\$14,426	
MD	Harford	Harford Co	8/18/12	\$6,000	\$6,000										\$6,000	
MD	Howard	Howard Co	8/18/12	\$2,160	\$2,160	\$2,160										
MD	Montgomery	Montgomery Co	8/18/12	\$41,383	\$36,293	\$12,425	\$2,240	\$2,850							\$23,868	
MD	Queen Anne's	Queen Anne's Co	8/18/12	\$8,500	\$8,500					\$760		\$800			\$6,940	
MD	St. Mary's	St. Mary's Co	8/18/12	\$4,500	\$4,500	\$450				\$675					\$3,375	
MO	Clay/Jackson	Kansas City	8/18/12	\$711	\$711	\$711										
MO	Jackson	Lee's Summit	8/18/12	\$1,041	\$1,041	\$1,041										
MT	Gallatin	Bozeman	8/18/12	\$11,803	\$4,516	\$3,642	\$3,850	\$3,437				\$874				

Single-Family Unit (3-BR, 2,000 sf, on 10,000 sq. ft. lot at density of 4 UPA and value of \$200,000)																
State	County	Jurisdiction	Updated	Total	Non-Util	Roads	Water	Sewer	Drain	Parks	Library	Fire	Police	GenGov	Schools	Other
NC	Chatham	Chatham Co.	8/18/12	\$6,948	\$3,448		\$3,500			\$548					\$2,900	
NC	Durham	Durham	8/18/12	\$6,054	\$3,615	\$968	\$1,524	\$915		\$647					\$2,000	
NC	Orange	Orange Co.	8/18/12	\$11,017	\$5,623		\$1,895	\$3,499							\$5,623	
NC	Wake	Cary	8/18/12	\$5,681	\$1,243	\$1,243	\$1,471	\$2,967								
NC	Wake	Raleigh	8/18/12	\$5,412	\$2,741	\$1,578	\$1,679	\$992		\$1,163						
NE	Lancaster	Lincoln	8/18/12	\$4,685	\$2,800	\$2,466	\$1,261	\$624		\$334						
NH	Hillsborough	Manchester	8/19/12	\$2,923	\$2,923							\$190			\$2,733	
NH	Merrimack	Concord	8/19/12	\$5,022	\$5,022	\$2,002				\$960					\$2,060	
NH	Rockingham	Salem	8/19/12	\$5,532	\$5,532											
NH	Rockingham	Fremont	8/19/12	\$3,761	\$3,761										\$3,761	
NM	Bernalillo	Albuquerque	8/19/12	\$11,732	\$3,893	\$1,831	\$5,765	\$2,074	\$645	\$1,210			\$207			
NM	Bernalillo	Bernalillo Co	8/19/12	\$4,162	\$4,162	\$1,309			\$1,334	\$1,048		\$353				\$117
NM	Dona Ana	Las Cruces	8/19/12	\$4,459	\$1,439		\$1,855	\$1,165		\$800		\$639				
NM	Lincoln	Ruidoso	8/19/12	\$5,895			\$3,839	\$2,056								
NM	Sandoval	Rio Rancho	8/19/12	\$14,347	\$8,785	\$2,691	\$3,264	\$2,298	\$4,465	\$1,258		\$339				\$32
NM	Santa Fe	Santa Fe	7/28/12	\$2,748			\$2,013	\$735	Non-utility residential fees suspended 2 years eff. 1-23-2012							
NM	Santa Fe	Santa Fe County	8/19/12	\$550	\$550							\$550				
NM	Valencia	Los Lunas	8/19/12	\$3,227	\$850		\$898	\$1,479		\$850						
NV	Churchill	Churchill County	8/19/12	\$4,200	\$4,200	\$2,300				\$1,000					\$900	
NV	Clark	Las Vegas	8/19/12	\$3,861	\$1,841	\$995		\$2,020		\$720						\$126
NV	Clark	Mesquite	8/19/12	\$1,237	\$1,237	\$1,111										\$126
NV	Washoe	Reno	8/19/12	\$5,177	\$5,177	\$4,177				\$1,000						
OH	Butler	Middletown	12/13/09	\$500	\$500					\$500						
OH	Delaware	Delaware (city)	8/19/12	\$13,103	\$2,068		\$5,650	\$5,385		\$1,226		\$314	\$162	\$366		
OK	Cleveland	Moore	8/19/12	\$1,347	\$647	\$647		\$700								
OR	Clackamas	Clackamas Co.	8/19/12	\$20,844	\$14,039	\$5,621	\$205	\$6,600		\$6,418					\$2,000	
OR	Clackamas	West Linn	8/19/12	\$32,554	\$18,839	\$6,810	\$8,775	\$4,940	\$1,005	\$10,516						\$508
OR	Deschutes	Bend	8/19/12	\$16,986	\$9,626	\$4,576	\$4,520	\$2,840		\$5,050						
OR	Josephine	Grants Pass	8/19/12	\$8,690	\$3,516	\$1,971	\$2,663	\$2,511	\$422	\$1,123						
OR	Lane	Eugene	8/19/12	\$8,236	\$6,107	\$1,793		\$2,129	\$557	\$3,757						
OR	Lane	Springfield	8/19/12	\$5,744	\$2,207	\$1,187		\$3,537	\$1,020							
OR	Marion	Salem	8/19/12	\$13,193	\$6,193	\$1,954	\$3,500	\$3,500	\$494	\$3,745						
OR	Marion	Silverton	8/19/12	\$19,233	\$9,606	\$3,135	\$4,964	\$4,663	\$2,072	\$4,399						
OR	Multnomah	Portland	8/19/12	\$17,460	\$11,308	\$2,773	\$1,817	\$4,335	\$783	\$7,752						
OR	Washington	Tigard	8/19/12	\$16,284	\$11,537	\$6,665	\$4,747			\$4,872						
OR	Washington	Washington Co	8/19/12	\$11,830	\$7,165	\$6,665		\$4,665	\$500							
PA	Montgomery	Towamencin Twp	8/19/12	\$2,220	\$2,220	\$2,220		\$1,711	\$1,610	\$1,000						\$250
SC	Beaufort	Beaufort Co	8/19/12	\$2,811	\$2,811	\$1,126				\$627	\$553	\$505				
SC	Beaufort	Hilton Head	8/19/12	\$8,562	\$3,122	\$1,942	\$2,400	\$3,040		\$627	\$553					
SC	Berkeley	Mt. Pleasant	8/19/12	\$8,291	\$1,791	\$958	\$2,000	\$4,500		\$358		\$231	\$60			\$184

Single-Family Unit (3-BR, 2,000 sf, on 10,000 sq. ft. lot at density of 4 UPA and value of \$200,000)																	
State	County	Jurisdiction	Updated	Total	Non-Util	Roads	Water	Sewer	Drain	Parks	Library	Fire	Police	GenGov	Schools	Other	
TN	Rutherford	La Vergne	8/19/12	\$5,045	\$2,695	\$884	\$500	\$1,850		\$311						\$1,500	
TN	Rutherford	Smyrna	8/19/12	\$3,201	\$3,201	\$851				\$611		\$239				\$1,500	
TN	Sumner	Portland	8/19/12	\$3,065	\$3,065					\$1,228					\$1,400	\$437	
TN	Sumner	White House	8/19/12	\$1,525	\$1,525	\$38				\$40		\$19	\$28		\$1,400		
TN	Williamson	Franklin	8/19/12	\$12,927	\$7,294	\$3,514	\$2,089	\$3,544								\$3,780	
TN	Williamson	Nolensville	8/19/12	\$6,912	\$6,912	\$2,912										\$4,000	
TX	Brazos	College Station	8/19/12	\$3,149	\$2,021		\$770	\$358		\$2,021							
TX	Collin	Allen	8/19/12	\$2,350	\$650	\$650	\$1,200	\$500									
TX	Collin	McKinney	8/19/12	\$5,334	\$3,500	\$3,500	\$1,628	\$206									
TX	Denton	Denton	8/19/12	\$5,430			\$3,700	\$1,730									
TX	Tarrant	Arlington	8/19/12	\$2,813	\$1,953	\$670	\$480	\$380		\$1,283							
TX	Tarrant	Colleyville	8/19/12	\$5,321	\$2,187	\$2,187	\$2,491	\$643									
TX	Tarrant	Ft. Worth	8/19/12	\$3,052		\$2,000	\$867	\$185									
TX	Williamson	Georgetown	8/19/12	\$2,785			\$1,530	\$1,255									
UT	Cache	Logan	8/19/12	\$2,451	\$1,258	\$669	\$258	\$935	\$77			\$118	\$34			\$360	
UT	Davis	Layton	8/19/12	\$7,612	\$7,012	\$2,399	\$600		\$2,239	\$1,873		\$501					
UT	Salt Lake	Draper	8/19/12	\$8,841	\$7,428	\$1,749	\$1,413		\$1,161	\$3,990		\$310	\$218				
UT	Salt Lake	Salt Lake City	8/19/12	\$1,992	\$1,992				\$374	\$681		\$485	\$452				
UT	Salt Lake	Sandy City	8/19/12	\$6,213	\$4,684		\$1,529		\$1,133	\$3,315		\$165	\$71				
UT	Salt Lake	West Jordan City	8/19/12	\$12,178	\$5,403	\$1,891	\$3,944	\$2,831	\$1,527	\$1,633		\$247	\$105				
UT	Salt Lake	West Valley City	8/19/12	\$3,216	\$3,216	\$846			\$181	\$2,032		\$91	\$66				
UT	Tooele	Tooele	8/19/12	\$8,310	\$2,475		\$4,320	\$1,515				\$2,125				\$350	
UT	Utah	Payson	8/19/12	\$7,415	\$3,205		\$1,620	\$2,590		\$2,800			\$405				
UT	Utah	Provo	8/19/12	\$6,954	\$4,964	\$986	\$760	\$1,230	\$890	\$3,088							
VA	Loudoun	Leesburg	8/19/12	\$11,975			\$4,683	\$7,292									
VA	Stafford	Stafford Co	8/19/12	\$12,003	\$1,603	\$1,603	\$6,900	\$3,500									
VT	Chittenden	Burlington	8/19/12	\$4,918	\$4,918	\$364				\$1,392	\$862	\$416	\$84		\$1,800		
VT	Chittenden	Williston	8/19/12	\$11,857	\$11,857	\$303				\$840					\$10,714		
WA	Clark	Vancouver	8/19/12	\$11,146	\$8,246	\$1,778	\$2,900			\$2,084					\$4,384		
WA	Cowlitz	Woodland	8/19/12	\$12,446	\$5,396		\$2,800	\$4,250		\$1,116		\$1,530			\$2,750		
WA	King	King Co	8/19/12	\$7,103	\$7,103	\$1,228									\$5,875		
WA	King	Bellevue	8/19/12	\$1,768	\$1,768	\$1,768											
WA	King	Bothell	8/19/12	\$13,077	\$8,352	\$5,181	\$3,093	\$1,632	\$1,826	\$1,345							
WA	King	Issaquah	8/19/12	\$13,298	\$13,298	\$1,739				\$6,998		\$688	\$171	\$134	\$3,568		
WA	King	Kirkland	8/19/12	\$25,340	\$13,151	\$3,825	\$9,133	\$3,056	\$481	\$3,845					\$5,000		
WA	Kitsap	Kitsap Co	8/19/12	\$2,428	\$2,428	\$640				\$604					\$1,184		
WA	Pierce	Pierce Co	8/19/12	\$5,119	\$5,119	\$1,759				\$355					\$3,005		
WA	Skagit	Anacortes	8/19/12	\$14,535	\$4,045	\$900	\$3,062	\$7,428	\$2,530	\$615							
WA	Skagit	Burlington	8/19/12	\$6,289	\$3,159	\$1,835		\$3,130	\$549	\$625		\$150					
WA	Snohomish	Snohomish Co	8/19/12	\$6,245	\$6,245	\$2,369				\$544					\$3,332		
WA	Thurston	Olympia	8/19/12	\$11,091	\$11,091	\$3,054				\$5,068					\$2,969		
WA	Thurston	Tumwater	8/19/12	\$14,295	\$9,990	\$2,828		\$4,305		\$3,727		\$203			\$3,233		
WA	Whatcom	Bellingham	8/19/12	\$20,756	\$9,271	\$1,931	\$3,848	\$7,637	\$678	\$4,808					\$1,854		
WV	Jefferson	Jefferson Co	8/19/12	\$13,070	\$13,070					\$752		\$698	\$262		\$11,358		
WI	Dane	Fitchburg	8/19/12	\$4,900	\$4,900					\$4,900							
WI	Jefferson	Oconomowoc	8/19/12	\$6,120	\$1,814	\$103	\$877	\$3,429		\$1,310		\$218	\$183				
WI	Ozaukee	Cedarburg	8/19/12	\$4,761	\$2,559		\$1,640	\$562		\$996	\$729		\$834				
WI	St Croix	Hudson	8/19/12	\$2,839	\$1,297		\$1,177	\$365	\$785		\$512						

Single-Family Unit (3-BR, 2,000 sf, on 10,000 sq. ft. lot at density of 4 UPA and value of \$200,000)																
Summary			Total	Non-Util	Roads	Water	Sewer	Drain	Parks	Library	Fire	Police	GenGov	Schools	Other	
		National Average	\$11,583	\$8,111	\$3,228	\$3,863	\$3,725	\$1,476	\$2,774	\$402	\$512	\$372	\$1,699	\$4,677	\$2,762	
		Sample Size	271	261	206	130	138	63	187	58	116	91	50	107	52	
		National Avg w/o CA	\$8,510	\$5,791	\$2,545	\$3,144	\$3,059	\$1,158	\$1,864	\$342	\$446	\$300	\$465	\$4,520	\$891	
		Sample Size w/o CA	234	224	169	109	113	39	156	49	101	77	29	90	35	
State Average Fees (sample size)																
AR		4	\$2,287	\$955	\$1,039	\$1,169	\$996	n/a	\$725	n/a	\$390	\$162	n/a	n/a	n/a	
AZ		30	\$10,227	\$5,383	\$2,820	\$4,169	\$3,906	\$513	\$1,917	\$334	\$616	\$420	\$590	n/a	\$609	
CA		37	\$31,014	\$22,154	\$6,348	\$7,591	\$6,737	\$1,993	\$7,350	\$726	\$954	\$769	\$3,403	\$5,508	\$6,613	
CO		17	\$11,352	\$7,064	\$2,521	\$6,804	\$2,871	\$1,516	\$3,619	\$733	\$710	\$375	\$584	\$1,313	\$1,894	
DE		1	\$9,321	\$1,157	n/a	n/a	\$8,164	n/a	\$328	\$138	\$517	\$62	\$112	n/a	n/a	
FL		58	\$9,014	\$7,662	\$3,294	\$1,670	\$2,589	\$69	\$1,397	\$225	\$365	\$281	\$401	\$4,682	\$313	
GA		10	\$2,037	\$1,752	\$926	\$2,000	\$2,600	n/a	\$714	\$199	\$344	\$129	n/a	n/a	\$1,336	
HI		1	\$1,836	\$1,836	\$1,836	n/a	n/a	n/a	n/a	n/a	n/a	n/a	n/a	n/a	n/a	
ID		2	\$7,834	\$3,770	\$1,950	\$2,212	\$5,917	n/a	\$1,320	n/a	\$515	\$229	n/a	n/a	\$28	
IL		3	\$2,363	\$2,363	\$1,233	n/a	n/a	n/a	\$3,435	n/a	n/a	n/a	n/a	\$1,187	n/a	
IN		2	\$5,324	\$2,767	\$1,664	n/a	\$2,558	n/a	\$1,103	n/a	n/a	n/a	n/a	n/a	n/a	
KS		3	\$5,895	\$3,098	\$2,421	\$4,030	\$4,360	\$977	\$491	n/a	n/a	n/a	n/a	n/a	\$75	
LA		2	\$2,994	\$1,919	\$1,114	n/a	\$2,150	\$1,609	n/a	n/a	n/a	n/a	n/a	n/a	n/a	
MD		10	\$16,557	\$11,582	\$4,486	\$4,082	\$5,868	n/a	\$817	\$759	\$800	\$260	n/a	\$9,772	\$350	
MO		2	\$876	\$876	\$876	n/a	n/a	n/a	n/a	n/a	n/a	n/a	n/a	n/a	n/a	
MT		1	\$11,803	\$4,516	\$3,642	\$3,850	\$3,437	n/a	n/a	n/a	\$874	n/a	n/a	n/a	n/a	
NC		5	\$7,022	\$3,334	\$1,263	\$2,014	\$2,093	n/a	\$786	n/a	n/a	n/a	n/a	\$3,508	n/a	
NE		1	\$4,685	\$2,800	\$2,466	\$1,261	\$624	n/a	\$334	n/a	n/a	n/a	n/a	n/a	n/a	
NH		4	\$4,310	\$4,310	\$2,002	n/a	n/a	n/a	\$960	n/a	\$190	n/a	n/a	\$2,851	n/a	
NM		8	\$5,890	\$3,280	\$1,944	\$2,939	\$1,635	\$2,148	\$1,033	n/a	\$470	\$207	n/a	n/a	\$75	
NV		4	\$3,619	\$3,114	\$2,146	n/a	\$2,020	n/a	\$907	n/a	n/a	n/a	n/a	\$900	\$126	
OH		2	\$6,802	\$1,284	n/a	\$5,650	\$5,385	n/a	\$863	n/a	\$314	\$162	\$366	n/a	n/a	
OK		1	\$1,347	\$647	\$647	n/a	\$700	n/a	n/a	n/a	n/a	n/a	n/a	n/a	n/a	
OR		11	\$15,550	\$9,104	\$3,923	\$3,899	\$3,972	\$857	\$5,292	n/a	n/a	n/a	n/a	\$2,000	\$508	
PA		1	\$2,220	\$2,220	\$2,220	n/a	\$1,711	\$1,610	\$1,000	n/a	n/a	n/a	n/a	n/a	\$250	
SC		3	\$6,555	\$2,575	\$1,342	\$2,200	\$3,770	n/a	\$537	\$553	\$368	\$60	n/a	n/a	\$184	
TN		6	\$5,446	\$4,115	\$1,640	\$1,295	\$2,697	n/a	\$547	n/a	\$129	\$28	n/a	\$1,400	\$2,243	
TX		8	\$3,779	\$2,062	\$1,801	\$1,583	\$657	n/a	\$1,652	n/a	n/a	n/a	n/a	n/a	n/a	
UT		10	\$6,518	\$4,164	\$1,423	\$1,806	\$1,820	\$948	\$2,393	n/a	\$274	\$213	n/a	n/a	\$360	
VA		2	\$11,989	\$1,603	\$1,603	\$5,792	\$5,396	n/a	n/a	n/a	n/a	n/a	n/a	n/a	n/a	
VT		2	\$8,387	\$8,387	\$334	n/a	n/a	n/a	\$1,116	\$862	\$416	\$84	n/a	\$6,257	n/a	
WA		15	\$10,996	\$7,244	\$2,202	\$4,139	\$4,491	\$1,213	\$2,441	n/a	\$643	\$171	\$134	\$3,378	n/a	
WV		1	\$13,070	\$13,070	n/a	n/a	n/a	n/a	\$752	n/a	\$698	\$262	n/a	\$11,358	n/a	
WI		4	\$4,655	\$2,643	\$103	\$1,231	\$1,452	\$785	\$2,402	\$621	\$218	\$509	n/a	n/a	n/a	

Multi-Family Unit (2 bedroom, 1,000 sq. ft. unit, density of 12 UPA; \$100,000 value; 7-2" meters (2 for irrigation) for 240 unit complex)															
State	County	Jurisdiction	Total	Non-Util	Roads	Water	Sewer	Drain	Parks	Library	Fire	Police	GenGov	Schools	Other
AR	Benton	Bentonville	\$1,122	\$938		\$116	\$68		\$568		\$370				
AR	Benton	Lowell	\$1,173	\$373			\$800				\$373				
AR	Faulkner	Conway	\$1,218	\$1,218	\$771				\$447						
AR	Washington	Fayetteville	\$1,623	\$312		\$691	\$620				\$150	\$162			
AZ	Cochise	Sierra Vista	\$3,345	\$3,345	\$1,076				\$1,373	\$421	\$302	\$350			
AZ	Gila	Sedona	\$8,189	\$8,189	\$1,346		\$1,255	\$247	\$5,073			\$268			
AZ	Maricopa	Avondale	\$7,232	\$5,091	\$1,137	\$1,225	\$916		\$1,970	\$272	\$742	\$257	\$713		
AZ	Maricopa	Buckeye	\$2,830	\$2,344	\$124	\$269	\$217		\$832	\$124	\$884	\$380			
AZ	Maricopa	Chandler	\$10,677	\$5,831	\$2,446	\$2,356	\$2,490		\$2,865	\$58	\$263	\$125	\$74		
AZ	Maricopa	Fountain Hills	\$6,626	\$6,626	\$3,942				\$2,118	\$79	\$207	\$112	\$168		
AZ	Maricopa	Gilbert	\$11,818	\$5,524	\$297	\$2,767	\$3,527		\$3,465		\$821	\$612	\$329		
AZ	Maricopa	Glendale	\$2,245	\$1,663	\$408	\$529	\$53		\$492	\$314	\$250	\$199			
AZ	Maricopa	Goodyear	\$4,175	\$2,977	\$575	\$737	\$461		\$898	\$132	\$1,011	\$361			
AZ	Maricopa	Mesa	\$4,728	\$1,947		\$1,265	\$1,516	\$195	\$802	\$332	\$230	\$388			
AZ	Maricopa	Peoria	\$8,899	\$8,134	\$5,730	\$571	\$194		\$1,520	\$144	\$429	\$311			
AZ	Maricopa	Phoenix	\$5,098	\$1,886	\$879	\$2,438	\$774		\$581	\$41	\$250	\$135			
AZ	Maricopa	Scottsdale	\$5,365			\$2,754	\$2,611								
AZ	Maricopa	Surprise	\$6,869	\$5,815	\$3,789	\$722	\$332		\$580	\$98	\$508	\$274	\$489		\$77
AZ	Maricopa	Tempe	\$1,185			\$711	\$475								
AZ	Mojave	Bullhead City	\$600			\$600									
AZ	Navajo	Show Low	\$1,458	\$1,458	\$874				\$441	\$143					
AZ	Pima	Pima County	\$3,900	\$3,900	\$3,900										
AZ	Pima	Marana	\$9,301	\$8,000	\$5,529	\$544	\$757		\$2,471						
AZ	Pima	Oro Valley	\$5,463	\$1,843	\$1,331	\$3,620			\$336			\$176			
AZ	Pima	Tucson	\$4,593	\$4,240	\$2,150	\$353			\$860		\$360	\$499	\$371		
AZ	Pinal	Apache Junction	\$6,871	\$6,871	\$4,440				\$1,555	\$622		\$254			
AZ	Pinal	Casa Grande	\$4,785	\$4,313	\$2,384		\$472				\$435	\$234	\$315		\$945
AZ	Pinal	Eloy	\$1,773	\$1,405		\$237	\$131		\$391	\$109		\$260	\$645		
AZ	Pinal	Florence	\$3,690	\$2,472	\$410	\$648	\$570		\$617		\$788	\$657			
AZ	Pinal	Queen Creek	\$6,425	\$5,882	\$415		\$543		\$2,846	\$901	\$456	\$463	\$801		
AZ	Yavapai	Yavapai County	\$3,400	\$3,400	\$3,400										
AZ	Yavapai	Chino Valley	\$961			\$134	\$827								
AZ	Yavapai	Prescott	\$4,703	\$2,551	\$469	\$1,606	\$546		\$715	\$253	\$525	\$589			
AZ	Yuma	Yuma	\$2,053	\$2,053	\$590				\$797		\$267	\$399			
CA	Alameda	Fremont	\$44,617	\$44,617	\$3,009				\$21,329		\$283		\$2,446		\$17,550
CA	Alameda	Hayward	\$21,479	\$13,113	\$960	\$1,513	\$6,853		\$9,653					\$2,050	\$450
CA	Alameda	Livermore	\$26,339	\$21,825	\$6,772	\$851	\$3,663	\$560	\$10,225				\$1,298	\$2,970	
CA	Alameda	San Leandro	\$21,914	\$18,674	\$1,222		\$3,240		\$12,892					\$3,200	\$1,360
CA	Contra Costa	Orinda	\$12,540	\$12,540	\$3,838			\$2,540	\$6,162						
CA	El Dorado	El Dorado Co	\$17,553	\$17,553	\$14,583									\$2,970	
CA	Fresno	Clovis	\$8,877	\$6,494	\$3,811	\$1,022	\$1,361		\$1,984		\$514				\$185
CA	Kern	Bakersfield	\$13,443	\$10,898	\$6,213		\$2,545		\$1,716					\$2,790	\$179
CA	Los Angeles	Lancaster	\$12,162	\$12,162	\$2,648			\$4,659	\$3,284		\$876		\$119	\$400	\$177
CA	Los Angeles	Long Beach	\$10,543	\$10,543	\$1,125				\$3,563		\$378	\$537		\$4,940	
CA	Monterey	Salinas	\$8,818	\$4,846	\$2,068		\$3,972	\$936	\$1,606						\$236
CA	Napa	St. Helena	\$19,250	\$12,290	\$2,820	\$2,810	\$4,150	\$20				\$1,250	\$2,730	\$2,970	\$2,500
CA	Orange	Brea	\$11,086	\$7,835	\$1,453	\$3,251			\$5,611		\$731	\$40			
CA	Placer	Rocklin	\$10,443	\$10,443	\$4,100			\$116	\$2,368				\$3,859		
CA	Sacramento	Citrus Heights	\$6,060	\$4,818	\$2,013		\$1,242		\$665					\$2,140	
CA	Sacramento	Elk Grove	\$16,133	\$13,075	\$5,415	\$566	\$2,492		\$3,063	\$479	\$1,139	\$290	\$425		\$2,264

Multi-Family Unit (2 bedroom, 1,000 sq. ft. unit, density of 12 UPA; \$100,000 value; 7-2" meters (2 for irrigation) for 240 unit complex)																
State	County	Jurisdiction	Total	Non-Util	Roads	Water	Sewer	Drain	Parks	Library	Fire	Police	GenGov	Schools	Other	
CA	Sacramento	Sacramento	\$23,340	\$17,462	\$5,895	\$291	\$5,588	\$1,060	\$4,359					\$2,970	\$3,178	
CA	San Bernardino	Highland	\$15,406	\$15,406	\$8,372			\$327	\$3,348	\$825	\$242	\$332	\$1,960			
CA	San Bernardino	Redlands	\$9,608	\$9,608	\$1,747			\$343	\$3,151	\$538	\$700	\$1,270	\$1,859			
CA	San Bernardino	Rialto	\$11,470	\$7,410	\$1,958	\$872	\$3,188	\$864	\$2,327	\$112	\$524	\$1,031	\$594			
CA	San Diego	Carlsbad	\$19,073	\$17,212	\$1,968	\$1,344	\$517	\$416	\$5,025				\$3,500	\$3,150	\$3,154	
CA	San Diego	Escondido	\$21,914	\$12,123	\$2,675	\$4,166	\$5,625	\$428	\$4,129				\$4,533		\$358	
CA	San Diego	San Diego	\$24,328	\$16,501	\$1,979	\$3,703	\$4,124							\$2,630	\$11,892	
CA	San Joaquin	Lodi	\$24,853	\$17,049	\$4,137	\$1,664	\$6,140	\$1,744	\$7,373		\$791	\$885	\$2,120			
CA	San Joaquin	Ripon	\$35,867	\$27,376	\$4,956	\$6,115	\$2,376	\$555	\$8,160	\$271	\$1,807	\$312	\$3,063	\$3,080	\$5,172	
CA	San Luis Obispo	Paso Robles	\$27,943	\$19,284	\$5,919	\$2,759	\$5,900	\$995	\$4,208	\$1,013	\$774	\$87	\$3,658	\$2,630		
CA	San Luis Obispo	San Luis Obispo	\$25,047	\$8,068	\$3,068	\$13,673	\$3,306								\$5,000	
CA	Santa Barbara	Carpinteria	\$24,882	\$24,882	\$8,583			\$829	\$11,670				\$1,250	\$2,050	\$500	
CA	Santa Barbara	Santa Maria	\$16,200	\$11,249	\$4,511	\$1,533	\$3,418		\$5,379	\$412	\$411	\$368	\$168			
CA	Santa Clara	Gilroy	\$32,191	\$23,292	\$9,572	\$2,118	\$6,781	\$90					\$13,630			
CA	Santa Clara	Palo Alto	\$12,655	\$10,618	\$1,852	\$788	\$1,250		\$8,227	\$539						
CA	Santa Cruz	Santa Cruz Co	\$6,420	\$6,420	\$4,200			\$2,220								
CA	Santa Cruz	Scotts Valley	\$16,453	\$12,013	\$2,881		\$4,440	\$165	\$6,955	\$748		\$882	\$382			
CA	Shasta	Redding	\$10,603	\$7,842	\$3,593	\$1,607	\$1,153	\$438	\$3,115		\$696					
CA	Solano	Vacaville	\$31,702	\$21,656	\$5,421	\$2,987	\$7,059	\$1,738	\$2,894		\$105	\$595	\$418	\$2,050	\$8,435	
CA	Sonoma	Windsor	\$29,784	\$18,779	\$6,462	\$1,113	\$9,892	\$3,036	\$6,124				\$3,157			
CA	Yolo	Davis	\$14,873	\$14,873	\$4,942			\$85	\$4,486			\$757	\$1,823	\$2,780		
CO	Adams	Adams Co	\$983	\$983	\$983											
CO	Adams	Commerce City	\$2,172	\$2,172	\$726			\$174	\$1,134					\$138		
CO	Boulder	Boulder	\$21,763	\$10,870	\$1,528	\$8,530	\$2,363	\$3,560	\$3,165	\$354	\$265	\$228	\$330	\$1,210	\$230	
CO	Eagle	Eagle Co	\$4,174	\$4,174	\$3,034						\$1,140					
CO	Eagle	Basalt	\$3,910	\$1,750	\$750	\$2,160									\$1,000	
CO	El Paso	Colorado Springs	\$8,730	\$2,222		\$5,295	\$1,213	\$590	\$1,264					\$368		
CO	Fremont	Canon City	\$304	\$304							\$304					
CO	Jefferson	Jefferson Co	\$2,725	\$2,725	\$2,725											
CO	La Plata	Durango	\$8,995	\$1,893	\$1,298	\$5,582	\$1,520		\$300					\$295		
CO	Larimer	Larimer Co	\$4,365	\$4,365	\$2,055				\$819					\$1,491		
CO	Larimer	Loveland	\$18,631	\$13,511	\$1,508	\$3,370	\$1,750	\$250	\$5,898	\$1,132	\$678	\$881	\$968	\$946	\$1,250	
CO	Larimer	Ft. Collins	\$13,637	\$9,737	\$1,929	\$1,490	\$2,410	\$266	\$2,529	\$400	\$144	\$98	\$181	\$923	\$3,267	
CO	Mesa	Mesa Co	\$2,259	\$2,259	\$1,189				\$150					\$920		
CO	Pitkin	Pitkin Co	\$12,456	\$12,456	\$5,025				\$5,450					\$340	\$1,641	
CO	Weld	Weld Co	\$2,158	\$2,158	\$1,486			\$200						\$472		
CO	Weld	Windsor	\$8,696	\$6,977	\$1,483	\$1,234	\$485	\$467	\$5,027							
CO	Weld	Greeley	\$3,790	\$3,790	\$1,082			\$202	\$2,221		\$192	\$93				
DE	New Castle	New Castle Co	\$6,025	\$762			\$5,263		\$225	\$95	\$322	\$43	\$77			
FL	Alachua	Alachua Co	\$4,706	\$4,706	\$2,686				\$1,260		\$760					
FL	Brevard	Brevard Co	\$3,046	\$3,046						\$38	\$53			\$2,794	\$161	
FL	Brevard	Cocoa	\$4,449	\$3,049		\$1,400				\$38	\$34			\$2,794	\$183	
FL	Brevard	Melbourne	\$3,722	\$3,722					\$450	\$38	\$34		\$223	\$2,794	\$183	
FL	Brevard	Palm Bay	\$3,800	\$3,800					\$524	\$38	\$233	\$28		\$2,794	\$183	
FL	Brevard	Rockledge	\$3,049	\$3,049						\$38	\$34			\$2,794	\$183	
FL	Broward	Broward Co	\$6,337	\$6,337	\$2,471				\$638					\$3,228		
FL	Broward	Ft. Lauderdale	\$5,103	\$5,103					\$1,875					\$3,228		
FL	Charlotte	Charlotte Co	\$1,287	\$1,287	\$1,287											
FL	Citrus	Citrus Co	\$4,168	\$4,168	\$1,137				\$425	\$179	\$296	\$218	\$198	\$1,715		

Multi-Family Unit (2 bedroom, 1,000 sq. ft. unit, density of 12 UPA; \$100,000 value; 7-2" meters (2 for irrigation) for 240 unit complex)																
State	County	Jurisdiction	Total	Non-Util	Roads	Water	Sewer	Drain	Parks	Library	Fire	Police	GenGov	Schools	Other	
FL	Clay	Clay Co	\$3,236	\$3,236										\$3,236		
FL	Collier	Collier Co	\$13,608	\$9,304	\$4,314	\$2,147	\$2,157		\$1,685	\$160	\$640	\$193	\$388	\$1,672	\$252	
FL	Columbia	Columbia Co														
FL	Dade	Miami/Dade Co	\$6,712	\$6,712	\$2,597				\$1,696		\$386	\$503		\$1,530		
FL	Dade	Miami	\$7,299	\$7,299	\$2,597				\$3,959		\$409	\$95	\$239			
FL	DeSoto	DeSoto Co														
FL	Flagler	Flagler Co	\$2,599	\$2,599	\$1,400				\$268					\$931		
FL	Flagler	Palm Coast	\$5,965	\$4,985	\$2,527	\$567	\$413		\$1,322		\$205			\$931		
FL	Gilchrist	Gilchrist Co	\$3,500	\$3,500	\$1,750								\$1,000	\$750		
FL	Glades	Glades Co														
FL	Hardee	Hardee Co														
FL	Hendry	Hendry Co														
FL	Hernando	Hernando Co														
FL	Highlands	Highlands Co														
FL	Hillsborough	Hillsborough Co	\$6,249	\$4,094	\$1,022	\$825	\$1,330		\$230		\$49			\$2,793		
FL	Hillsborough	Plant City	\$8,202	\$5,834	\$1,290	\$184	\$2,184		\$503	\$486	\$308	\$454		\$2,793		
FL	Hillsborough	Tampa	\$3,608	\$3,608	\$815									\$2,793		
FL	Indian River	Indian River Co	\$4,381	\$4,381	\$2,428				\$844	\$285	\$176	\$148		\$500		
FL	Lake	Lake Co	\$561	\$561					\$171	\$146	\$244					
FL	Lake	Eustis	\$3,764	\$842		\$708	\$2,214		\$428	\$210	\$105	\$99				
FL	Lee	Lee Co	\$7,364	\$7,364	\$4,659				\$1,089		\$393			\$1,223		
FL	Lee	Bonita Springs	\$8,292	\$8,292	\$6,116				\$588		\$365			\$1,223		
FL	Lee	Cape Coral	\$8,968	\$5,892	\$2,347	\$1,046	\$2,030		\$1,115		\$610	\$597		\$1,223		
FL	Lee	Ft. Myers	\$9,579	\$6,160	\$4,659	\$1,734	\$1,685				\$278			\$1,223		
FL	Levy	Levy Co	\$1,327	\$1,327	\$734				\$124		\$53			\$416		
FL	Manatee	Manatee Co	\$2,830	\$2,830	\$1,627				\$702		\$181	\$320				
FL	Marion	Marion Co														
FL	Martin	Martin Co	\$13,502	\$13,502	\$4,047				\$2,856	\$495	\$342	\$407		\$5,355		
FL	Monroe	Monroe Co	\$1,331	\$1,331	\$430				\$340	\$242	\$105	\$150			\$64	
FL	Nassau	Nassau Co	\$3,726	\$3,726										\$3,726		
FL	Okaloosa	Destin	\$1,479	\$1,479	\$1,016				\$335	\$112		\$16				
FL	Orange	Orange Co.	\$6,879	\$6,879	\$2,011				\$752		\$146	\$49		\$3,921		
FL	Orange	Ocoee	\$13,137	\$7,332	\$2,062	\$1,463	\$4,342		\$780		\$318	\$251		\$3,921		
FL	Orange	Orlando	\$7,802	\$5,874	\$1,953		\$1,928							\$3,921		
FL	Orange	Winter Garden	\$7,537	\$6,989	\$2,470	\$253	\$295		\$598	\$2,470				\$3,921		
FL	Osceola	Osceola Co	\$10,675	\$10,675	\$4,126				\$679		\$165			\$5,705		
FL	Palm Beach	Palm Beach Co	\$7,614	\$7,614	\$3,375				\$1,778	\$123	\$248	\$46	\$113	\$1,931		
FL	Palm Beach	Palm Beach Gardens	\$10,324	\$10,324	\$4,610				\$2,858	\$123	\$298	\$391	\$113	\$1,931		
FL	Pasco	Pasco Co	\$9,814	\$7,700	\$5,845	\$769	\$1,345							\$1,855		
FL	Pinellas	Pinellas Co	\$1,596	\$1,420	\$1,420	\$176										
FL	Polk	Polk Co	\$1,571	\$1,571										\$1,571		
FL	Polk	Lakeland	\$6,663	\$6,663	\$2,261				\$2,123		\$263	\$445		\$1,571		
FL	Putnam	Putnam Co														
FL	Santa Rosa	Santa Rosa Co														
FL	St Johns	St. Johns Co	\$8,259	\$8,259	\$3,470				\$363		\$531	\$64	\$435	\$3,396		
FL	St Lucie	St. Lucie Co	\$8,293	\$8,293	\$3,298				\$1,308	\$135	\$108	\$176	\$288	\$2,980		
FL	Sarasota	Sarasota Co	\$8,895	\$5,569	\$2,209	\$1,904	\$1,422		\$1,794	\$291	\$259	\$149	\$259		\$608	
FL	Sarasota	North Port	\$942	\$942					\$329	\$291	\$122	\$115	\$85			
FL	Seminole	Seminole Co	\$3,011	\$3,011	\$685					\$54	\$172			\$2,100		

Multi-Family Unit (2 bedroom, 1,000 sq. ft. unit, density of 12 UPA; \$100,000 value; 7-2" meters (2 for irrigation) for 240 unit complex)																
State	County	Jurisdiction	Total	Non-Util	Roads	Water	Sewer	Drain	Parks	Library	Fire	Police	GenGov	Schools	Other	
FL	Seminole	Altamonte Springs	\$3,482	\$3,482	\$692				\$259	\$91	\$172	\$168		\$2,100		
FL	Seminole	Winter Springs	\$6,979	\$6,979	\$2,224				\$1,200		\$700	\$356	\$400	\$2,100		
FL	Sumter	Sumter Co	\$2,176	\$2,176	\$1,779						\$397					
FL	Volusia	Volusia Co	\$6,065	\$6,065										\$6,065		
FL	Volusia	Daytona Beach	\$9,232	\$7,068		\$931	\$1,233		\$1,003					\$6,065		
FL	Volusia	Deland	\$6,065	\$6,065										\$6,065		
FL	Volusia	Deltona	\$11,701	\$7,857	\$774	\$1,143	\$2,701		\$839		\$116	\$63		\$6,065		
FL	Volusia	Ormond Beach	\$7,488	\$6,592	\$90	\$333	\$563	\$21	\$416					\$6,065		
FL	Volusia	Port Orange	\$11,055	\$7,960	\$665	\$1,555	\$1,540		\$1,100		\$130			\$6,065		
GA	Cherokee	Canton	\$1,673	\$1,673	\$906				\$527		\$193	\$47				
GA	Cherokee	Cherokee Co	\$1,775	\$1,775	\$413				\$284	\$281	\$537	\$260				
GA	Effingham	Effingham Co	\$3,038				\$1,322	\$1,716								
GA	Forsyth	Forsyth Co	\$515	\$515					\$343	\$58	\$114					
GA	Fulton	Alpharetta	\$1,722	\$1,722	\$1,123				\$396		\$203					
GA	Fulton	Atlanta	\$857	\$857	\$470				\$285		\$79	\$23				
GA	Fulton	Roswell	\$1,775	\$1,775	\$110				\$1,303		\$362					
GA	Hall	Hall Co	\$1,242	\$1,242											\$1,242	
GA	Henry	Henry Co	\$1,662	\$1,662											\$1,662	
GA	Henry	McDonough	\$1,105	\$1,105											\$1,105	
HI	Honolulu	Honolulu	\$1,245	\$1,245	\$1,245											
ID	Ada	Boise	\$3,735	\$3,735	\$1,870				\$1,199		\$515	\$151				
ID	Kootenai	Post Falls	\$7,206	\$2,200	\$721	\$347	\$4,659		\$1,171			\$280			\$28	
IL	DeKalb	DeKalb (city)	\$2,108	\$2,108					\$1,907					\$201		
IL	DuPage	DuPage County	\$564	\$564	\$564											
IL	Kane	Kane County	\$1,131	\$1,131	\$1,131											
IN	Hamilton	Fishers	\$4,269	\$2,589	\$1,572		\$1,680		\$1,017							
IN	Hamilton	Noblesville	\$4,420	\$1,705	\$739		\$2,715		\$966							
KS	Johnson	Lenexa	\$2,285	\$2,285	\$1,038			\$711	\$461						\$75	
KS	Johnson	Olathe	\$6,929	\$1,344	\$824	\$2,685	\$2,900		\$520							
KS	Johnson	Overland Park	\$780	\$780	\$780											
LA	E Baton Rouge	Baton Rouge	\$1,845	\$660	\$660		\$1,185									
LA	St Tammany	St Tammany Parish	\$1,487	\$1,487	\$902			\$585								
MD	Anne Arundel	Anne Arundel Co	\$11,935	\$8,692	\$3,041	\$1,470	\$1,773					\$204		\$5,447		
MD	Calvert	Calvert Co	\$9,710	\$7,750	\$3,500	\$700	\$1,260		\$1,300					\$2,600	\$350	
MD	Carroll	Carroll Co	\$2,787	\$2,787					\$530					\$2,257		
MD	Charles	Charles Co	\$10,774	\$8,730		\$931	\$1,113							\$8,730		
MD	Frederick	Frederick Co	\$5,575	\$2,845		\$1,140	\$1,590		\$477					\$2,368		
MD	Harford	Harford Co	\$1,200	\$1,200										\$1,200		
MD	Howard	Howard Co	\$1,080	\$1,080	\$1,080											
MD	Montgomery	Montgomery Co	\$21,300	\$19,264	\$7,906	\$896	\$1,140							\$11,358		
MD	Queen Anne's	Queen Anne's Co	\$4,250	\$4,250					\$380		\$400			\$3,470		
MD	St. Mary's	St. Mary's Co	\$4,500	\$4,500	\$450				\$675					\$3,375		
MO	Clay/Jackson	Kansas City	\$435	\$435	\$435											
MO	Jackson	Lee's Summit	\$639	\$639	\$639											
MT	Gallatin	Bozeman	\$4,459	\$2,988	\$2,254	\$898	\$573				\$734					

Multi-Family Unit (2 bedroom, 1,000 sq. ft. unit, density of 12 UPA; \$100,000 value; 7-2" meters (2 for irrigation) for 240 unit complex)															
State	County	Jurisdiction	Total	Non-Util	Roads	Water	Sewer	Drain	Parks	Library	Fire	Police	GenGov	Schools	Other
NC	Chatham	Chatham Co.	\$1,417	\$950		\$467								\$950	
NC	Durham	Durham	\$2,410	\$1,956	\$288	\$302	\$152		\$513					\$1,155	
NC	Orange	Orange Co.	\$6,148	\$1,743		\$1,321	\$3,084							\$1,743	
NC	Wake	Cary	\$4,241	\$762	\$762	\$1,164	\$2,315								
NC	Wake	Raleigh	\$4,280	\$1,900	\$1,054	\$1,605	\$775		\$846						
NE	Lancaster	Lincoln	\$1,966	\$1,701	\$1,501	\$196	\$69		\$200						
NH	Hillsborough	Manchester	\$1,315	\$1,315							\$146			\$1,169	
NH	Merrimack	Concord	\$2,911	\$2,911	\$1,376				\$613					\$922	
NH	Rockingham	Salem	\$2,923	\$2,923											
NH	Rockingham	Fremont	\$2,438	\$2,438										\$2,438	
NM	Bernalillo	Albuquerque	\$2,290	\$1,630	\$760	\$430	\$230	\$161	\$605			\$104			
NM	Bernalillo	Bernalillo Co	\$2,381	\$2,381	\$919			\$417	\$716		\$248				\$80
NM	Dona Ana	Las Cruces	\$1,618	\$1,266		\$243	\$109		\$800		\$466				
NM	Lincoln	Ruidoso	\$1,239			\$896	\$343								
NM	Sandoval	Rio Rancho	\$5,303	\$4,158	\$1,887	\$762	\$383	\$1,191	\$832		\$225				\$23
NM	Santa Fe	Santa Fe	\$896			\$335	\$561								
NM	Santa Fe	Santa Fe County	\$275	\$275							\$275				
NM	Valencia	Los Lunas	\$1,260	\$850		\$189	\$221		\$850						
NV	Churchill	Churchill County	\$4,200	\$4,200	\$2,300				\$1,000					\$900	
NV	Clark	Las Vegas	\$2,957	\$1,341	\$935		\$1,616		\$360						\$46
NV	Clark	Mesquite	\$1,053	\$1,053	\$1,007										\$46
NV	Washoe	Reno	\$3,845	\$3,845	\$2,845				\$1,000						
OH	Butler	Middletown	\$500	\$500					\$500						
OH	Delaware	Delaware (city)	\$3,511	\$1,295		\$1,318	\$898		\$767		\$197	\$101	\$230		
OK	Cleveland	Moore	\$1,347	\$647	\$647		\$700								
OR	Clackamas	Clackamas Co.	\$11,561	\$10,413	\$3,847	\$48	\$1,100		\$5,566					\$1,000	
OR	Clackamas	West Linn	\$15,491	\$12,290	\$4,181	\$2,048	\$1,153	\$503	\$7,294						\$312
OR	Deschutes	Bend	\$13,413	\$7,525	\$2,813	\$3,616	\$2,272		\$4,712						
OR	Josephine	Grants Pass	\$5,635	\$2,421	\$1,298	\$1,607	\$1,607		\$1,123						
OR	Lane	Eugene	\$5,786	\$3,752	\$1,030		\$2,034	\$346	\$2,376						
OR	Lane	Springfield	\$3,818	\$2,177	\$1,667		\$1,641	\$510							
OR	Marion	Salem	\$5,050	\$4,123	\$1,372	\$541	\$386	\$302	\$2,449						
OR	Marion	Silverton	\$9,057	\$7,767	\$2,178	\$772	\$518	\$2,072	\$3,517						
OR	Multnomah	Portland	\$11,286	\$7,399	\$1,984	\$419	\$3,468	\$328	\$5,087						
OR	Washington	Tigard	\$10,026	\$8,228	\$4,325	\$1,798			\$3,903						
OR	Washington	Washington Co	\$8,557	\$4,825	\$4,325		\$3,732	\$500							
PA	Montgomery	Towamencin Twp	\$1,362	\$1,362	\$1,362		\$1,425	\$583	\$1,000						\$250
SC	Beaufort	Beaufort Co	\$2,392	\$2,392	\$791				\$627	\$553	\$421				
SC	Beaufort	Hilton Head	\$7,911	\$2,471	\$1,291	\$2,400	\$3,040		\$627	\$553					
SC	Berkeley	Mt. Pleasant	\$2,599	\$1,382	\$664	\$467	\$750		\$358		\$231	\$69			\$60

Multi-Family Unit (2 bedroom, 1,000 sq. ft. unit, density of 12 UPA; \$100,000 value; 7-2" meters (2 for irrigation) for 240 unit complex)															
State	County	Jurisdiction	Total	Non-Util	Roads	Water	Sewer	Drain	Parks	Library	Fire	Police	GenGov	Schools	Other
TN	Rutherford	La Vergne	\$4,751	\$2,289	\$543	\$587	\$1,875		\$246						\$1,500
TN	Rutherford	Smyrna	\$2,660	\$2,660	\$521				\$458		\$181				\$1,500
TN	Sumner	Portland	\$1,931	\$1,931					\$907					\$700	\$324
TN	Sumner	White House	\$779	\$779	\$26				\$25		\$12	\$17		\$700	
TN	Williamson	Franklin	\$8,552	\$4,046	\$2,336	\$1,671	\$2,835								\$1,710
TN	Williamson	Nolensville	\$4,043	\$4,043	\$2,043										\$2,000
TX	Brazos	College Station	\$2,492	\$1,646		\$578	\$269		\$1,646						
TX	Collin	Allen	\$763	\$400	\$400	\$280	\$83								
TX	Collin	McKinney	\$4,260	\$3,985	\$3,985	\$252	\$23								
TX	Denton	Denton	\$1,151			\$863	\$288								
TX	Tarrant	Arlington	\$2,112	\$1,953	\$670	\$107	\$52		\$1,283						
TX	Tarrant	Colleyville	\$2,030	\$1,342	\$1,342	\$581	\$107								
TX	Tarrant	Ft. Worth	\$1,461		\$1,228	\$202	\$31								
TX	Williamson	Georgetown	\$726			\$517	\$209								
UT	Cache	Logan	\$1,202	\$986	\$461	\$60	\$156	\$37			\$100	\$28			\$360
UT	Davis	Layton	\$6,781	\$6,532	\$1,508	\$249		\$3,252	\$1,381		\$391				
UT	Salt Lake	Draper	\$6,085	\$5,003	\$1,202	\$1,082		\$1,161	\$2,463		\$107	\$70			
UT	Salt Lake	Salt Lake City	\$1,743	\$1,743				\$125	\$681		\$485	\$452			
UT	Salt Lake	Sandy City	\$2,835	\$2,349		\$357	\$129	\$378	\$1,841		\$92	\$38			
UT	Salt Lake	West Jordan City	\$8,230	\$3,612	\$1,523	\$2,688	\$1,930	\$509	\$1,301		\$196	\$83			
UT	Salt Lake	West Valley City	\$2,181	\$2,181	\$514			\$181	\$1,379		\$62	\$45			
UT	Tooele	Tooele	\$3,361	\$1,456		\$1,523	\$382		\$1,250			\$206			
UT	Utah	Payson	\$2,798	\$2,405		\$151	\$242		\$2,000			\$405			
UT	Utah	Provo	\$4,381	\$3,999	\$657	\$177	\$205	\$556	\$2,786						
VA	Loudoun	Leesburg	\$9,596			\$3,744	\$5,852								
VA	Stafford	Stafford Co	\$3,588	\$1,395	\$1,395	\$1,610	\$583								
VT	Chittenden	Burlington	\$2,459	\$2,459	\$182				\$696	\$431	\$208	\$42		\$900	
VT	Chittenden	Williston	\$4,412	\$4,412	\$186				\$667					\$3,559	
WA	Clark	Vancouver	\$5,680	\$4,814	\$1,249	\$866			\$1,523					\$2,042	
WA	Cowlitz	Woodland	\$3,432	\$2,907		\$280	\$245		\$831		\$1,426			\$650	
WA	King	King Co	\$2,602	\$2,602	\$737									\$1,865	
WA	King	Bellevue	\$907	\$907	\$907										
WA	King	Bothell	\$5,624	\$4,658	\$2,983	\$694	\$272	\$913	\$762						
WA	King	Issaquah	\$6,623	\$6,623	\$1,057				\$4,408		\$944	\$142	\$72		
WA	King	Kirkland	\$10,415	\$6,328	\$2,242	\$2,131	\$1,956	\$185	\$2,515					\$1,386	
WA	Kitsap	Kitsap Co	\$1,397	\$1,397	\$420				\$294					\$683	
WA	Pierce	Pierce Co	\$2,811	\$2,811	\$1,046				\$180					\$1,585	
WA	Skagit	Anacortes	\$6,359	\$2,780	\$900	\$2,341	\$1,238	\$1,265	\$615						
WA	Skagit	Burlington	\$4,783	\$2,280	\$1,126		\$2,503	\$275	\$625		\$254				
WA	Snohomish	Snohomish Co	\$4,214	\$4,214	\$1,663				\$376					\$2,175	
WA	Thurston	Olympia	\$5,267	\$5,267	\$1,982				\$3,050					\$235	
WA	Thurston	Tumwater	\$5,503	\$4,785	\$1,836		\$718		\$2,413		\$101			\$435	
WA	Whatcom	Bellingham	\$8,229	\$6,315	\$1,185	\$641	\$1,273	\$452	\$3,524					\$1,154	
WV	Jefferson	Jefferson Co	\$7,594	\$7,594					\$566		\$525	\$197		\$6,306	
WI	Dane	Fitchburg	\$4,457	\$4,457					\$4,457						
WI	Jefferson	Oconomowoc	\$2,438	\$1,661	\$103	\$205	\$572		\$1,310		\$133	\$115			
WI	Ozaukee	Cedarburg	\$3,302	\$1,699		\$1,230	\$373		\$661	\$484		\$554			
WI	St Croix	Hudson	\$1,928	\$622		\$941	\$365	\$366		\$256					

Multi-Family Unit (2 bedroom, 1,000 sq. ft. unit, density of 12 UPA; \$100,000 value; 7-2" meters (2 for irrigation) for 240 unit complex)																
Summary		Total	Non-Util	Roads	Water	Sewer	Drain	Parks	Library	Fire	Police	GenGov	Schools	Other		
	National Average	\$6,718	\$5,359	\$2,202	\$1,440	\$1,771	\$790	\$2,086	\$305	\$376	\$295	\$1,285	\$2,494	\$1,676		
	Sample Size	271	260	207	128	138	61	187	58	116	90	49	105	51		
	National Avg w/o CA	\$4,807	\$3,822	\$1,760	\$1,212	\$1,276	\$632	\$1,378	\$260	\$333	\$236	\$356	\$2,455	\$674		
	Sample Size w/o CA	234	223	170	107	113	38	156	49	101	76	28	88	34		
State Average Fees																
AR		\$1,284	\$710	\$771	\$404	\$496	n/a	\$508	n/a	\$298	\$162	n/a	n/a	n/a		
AZ		\$4,975	\$4,145	\$1,985	\$1,204	\$933	\$221	\$1,461	\$253	\$485	\$332	\$434	n/a	\$511		
CA		\$18,807	\$14,618	\$4,236	\$2,607	\$4,011	\$1,051	\$5,647	\$549	\$665	\$617	\$2,523	\$2,692	\$3,682		
CO		\$7,044	\$4,844	\$1,787	\$3,952	\$1,624	\$714	\$2,542	\$629	\$454	\$325	\$488	\$737	\$1,478		
DE		\$6,025	\$762	n/a	n/a	\$5,263	n/a	\$225	\$95	\$322	\$43	\$77	n/a	n/a		
FL		\$5,948	\$5,181	\$2,325	\$1,008	\$1,711	\$21	\$1,015	\$172	\$261	\$220	\$312	\$2,908	\$227		
GA		\$1,536	\$1,370	\$604	\$1,322	\$1,716	n/a	\$523	\$170	\$248	\$110	n/a	n/a	\$1,336		
HI		\$1,245	\$1,245	\$1,245	n/a	n/a	n/a	n/a	n/a	n/a	n/a	n/a	n/a	n/a		
ID		\$5,471	\$2,968	\$1,296	\$347	\$4,659	n/a	\$1,185	n/a	\$515	\$216	n/a	n/a	\$28		
IL		\$1,268	\$1,268	\$848	n/a	n/a	n/a	\$1,907	n/a	n/a	n/a	n/a	\$201	n/a		
IN		\$4,344	\$2,147	\$1,155	n/a	\$2,198	n/a	\$992	n/a	n/a	n/a	n/a	n/a	n/a		
KS		\$3,331	\$1,470	\$881	\$2,685	\$2,900	\$711	\$491	n/a	n/a	n/a	n/a	n/a	\$75		
LA		\$1,666	\$1,074	\$781	n/a	\$1,185	\$585	n/a	n/a	n/a	n/a	n/a	n/a	n/a		
MD		\$7,311	\$6,110	\$3,195	\$1,027	\$1,375	n/a	\$721	\$477	\$400	\$204	n/a	\$4,534	\$350		
MO		\$537	\$537	\$537	n/a	n/a	n/a	n/a	n/a	n/a	n/a	n/a	n/a	n/a		
MT		\$4,459	\$2,988	\$2,254	\$898	\$573	n/a	n/a	n/a	\$734	n/a	n/a	n/a	n/a		
NC		\$3,699	\$1,462	\$701	\$972	\$1,582	n/a	\$680	n/a	n/a	n/a	n/a	\$1,283	n/a		
NE		\$1,966	\$1,701	\$1,501	\$196	\$69	n/a	\$200	n/a	n/a	n/a	n/a	n/a	n/a		
NH		\$2,397	\$2,397	\$1,376	n/a	n/a	n/a	\$613	n/a	\$146	n/a	n/a	\$1,510	n/a		
NM		\$1,908	\$1,760	\$1,189	\$476	\$308	\$590	\$761	n/a	\$304	\$104	n/a	n/a	\$52		
NV		\$3,014	\$2,610	\$1,772	n/a	\$1,616	n/a	\$787	n/a	n/a	n/a	n/a	\$900	\$46		
OH		\$2,006	\$898	n/a	\$1,318	\$898	n/a	\$634	n/a	\$197	\$101	\$230	n/a	n/a		
OK		\$1,347	\$647	\$647	n/a	\$700	n/a	n/a	n/a	n/a	n/a	n/a	n/a	n/a		
OR		\$9,062	\$6,447	\$2,638	\$1,356	\$1,791	\$651	\$4,003	n/a	n/a	n/a	n/a	\$1,000	\$312		
PA		\$1,362	\$1,362	\$1,362	n/a	\$1,425	\$583	\$1,000	n/a	n/a	n/a	n/a	n/a	\$250		
SC		\$4,301	\$2,082	\$915	\$1,434	\$1,895	n/a	\$537	\$553	\$326	\$69	n/a	n/a	\$60		
TN		\$3,786	\$2,625	\$1,094	\$1,129	\$2,355	n/a	\$409	n/a	\$96	\$17	n/a	\$700	\$1,407		
TX		\$1,874	\$1,865	\$1,525	\$422	\$133	n/a	\$1,465	n/a	n/a	n/a	n/a	n/a	n/a		
UT		\$3,960	\$3,026	\$977	\$786	\$507	\$775	\$1,676	n/a	\$205	\$166	n/a	n/a	\$360		
VA		\$6,592	\$1,395	\$1,395	\$2,677	\$3,218	n/a	n/a	n/a	n/a	n/a	n/a	n/a	n/a		
VT		\$3,436	\$3,436	\$184	n/a	n/a	n/a	\$682	\$431	\$208	\$42	n/a	\$2,230	n/a		
WA		\$4,923	\$3,913	\$1,381	\$1,159	\$1,172	\$618	\$1,624	n/a	\$681	\$142	\$72	\$1,221	n/a		
WV		\$7,594	\$7,594	n/a	n/a	n/a	n/a	\$566	n/a	\$525	\$197	n/a	\$6,306	n/a		
WI		\$3,031	\$2,110	\$103	\$792	\$437	\$366	\$2,143	\$370	\$133	\$335	n/a	n/a	n/a		

Retail per 1,000 sq. ft. (100,001 sq. ft. shopping center; 0.15 FAR; 3" meter)															
State	County	Jurisdiction	Total	Non-Util	Roads	Water	Sewer	Drain	Parks	Library	Fire	Police	GenGov	Schools	Other
AR	Benton	Bentonville	\$528	\$180		\$191	\$156				\$180				
AR	Benton	Lowell	\$504	\$455			\$49				\$455				
AR	Faulkner	Conway	\$1,915	\$1,915	\$1,915										
AR	Washington	Fayetteville	\$976	\$681		\$155	\$140				\$293	\$388			
AZ	Cochise	Sierra Vista	\$3,130	\$3,130	\$2,440						\$210	\$210			
AZ	Gila	Sedona	\$8,535	\$7,330	\$6,830		\$1,205					\$500			
AZ	Maricopa	Avondale	\$7,627	\$6,470	\$3,960	\$562	\$595				\$607	\$1,153	\$750		
AZ	Maricopa	Buckeye	\$3,736	\$3,107	\$1,137	\$295	\$334				\$1,378	\$592			
AZ	Maricopa	Chandler	\$9,991	\$8,140	\$7,390	\$981	\$870				\$430	\$200	\$120		
AZ	Maricopa	Fountain Hills	\$4,139	\$4,139	\$3,835						\$129	\$70	\$105		
AZ	Maricopa	Gilbert	\$4,525	\$2,562	\$1,593	\$1,024	\$939				\$438	\$327	\$204		
AZ	Maricopa	Glendale	\$3,089	\$2,660	\$2,156	\$376	\$53				\$200	\$304			
AZ	Maricopa	Goodyear	\$4,235	\$3,150	\$2,240	\$583	\$502				\$510	\$400			
AZ	Maricopa	Mesa	\$1,552	\$771		\$355	\$425	\$238			\$215	\$318			
AZ	Maricopa	Peoria	\$20,100	\$19,526	\$18,490	\$390	\$184				\$602	\$434			
AZ	Maricopa	Phoenix	\$3,410	\$2,404	\$1,948	\$767	\$239		\$148	\$29	\$181	\$98			
AZ	Maricopa	Scottsdale	\$1,350			\$708	\$642								
AZ	Maricopa	Surprise	\$12,323	\$11,501	\$9,570	\$500	\$322				\$604	\$428	\$493		\$406
AZ	Maricopa	Tempe	\$825			\$426	\$399								
AZ	Mojave	Bullhead City	\$116			\$116									
AZ	Navajo	Show Low	\$609		\$609										
AZ	Pima	Pima County	\$2,116	\$2,116	\$2,116										
AZ	Pima	Marana	\$1,100			\$373	\$727								
AZ	Pima	Oro Valley	\$5,243	\$3,527	\$3,436	\$1,716					\$91				
AZ	Pima	Tucson	\$5,751	\$5,509	\$4,282	\$242					\$269	\$699	\$259		
AZ	Pinal	Apache Junction	\$14,960	\$14,960	\$13,220							\$1,740			
AZ	Pinal	Casa Grande	\$8,518	\$8,061	\$6,912		\$457				\$442	\$375	\$332		
AZ	Pinal	Eloy	\$1,296	\$972		\$183	\$141					\$375	\$597		
AZ	Pinal	Florence	\$4,378	\$3,585	\$2,618	\$356	\$438		\$167		\$629	\$171			
AZ	Pinal	Queen Creek	\$5,430	\$4,903	\$3,063		\$527				\$869	\$180	\$791		
AZ	Yavapai	Yavapai County													
AZ	Yavapai	Chino Valley	\$1,461			\$84	\$1,377								
AZ	Yavapai	Prescott	\$2,177			\$1,653	\$524								
AZ	Yuma	Yuma	\$2,087	\$2,087	\$986						\$152	\$949			
CA	Alameda	Fremont	\$9,769	\$9,769	\$8,700						\$146		\$923		
CA	Alameda	Hayward	\$6,589	\$6,589	\$3,960	\$1,037	\$1,232							\$360	
CA	Alameda	Livermore	\$28,226	\$28,226	\$22,958	\$583	\$1,060	\$560	\$1,690				\$5	\$470	\$900
CA	Alameda	San Leandro	\$5,043	\$5,043	\$3,790		\$623							\$510	\$120
CA	Contra Costa	Orinda	\$5,130	\$5,130	\$2,590			\$2,540							
CA	El Dorado	El Dorado Co	\$9,258	\$9,258	\$8,788									\$470	
CA	Fresno	Clovis	\$10,646	\$8,639	\$6,999	\$701	\$1,306		\$830		\$625				\$185
CA	Kern	Bakersfield	\$9,081	\$8,441	\$7,643		\$640							\$470	\$328
CA	Los Angeles	Lancaster	\$3,443	\$3,443	\$1,760			\$760			\$876		\$47		
CA	Los Angeles	Long Beach	\$4,179	\$4,179	\$3,000						\$267	\$442		\$470	
CA	Monterey	Salinas	\$15,441	\$14,736	\$13,354		\$705	\$909							\$472
CA	Napa	St. Helena	\$64,570	\$45,370	\$36,870	\$10,690	\$8,510	\$20				\$1,250	\$1,680	\$470	\$5,080
CA	Orange	Brea	\$4,825	\$2,596	\$2,350	\$2,229					\$191	\$55			
CA	Placer	Rocklin	\$11,233	\$11,233	\$9,727			\$106					\$1,400		
CA	Sacramento	Citrus Heights	\$10,637	\$9,445	\$8,155		\$1,192		\$180					\$340	\$770
CA	Sacramento	Elk Grove	\$16,216	\$12,340	\$9,030	\$388	\$3,488		\$840		\$1,500	\$80	\$120		\$770

Retail per 1,000 sq. ft. (100,001 sq. ft. shopping center; 0.15 FAR; 3" meter)																
State	County	Jurisdiction	Total	Non-Util	Roads	Water	Sewer	Drain	Parks	Library	Fire	Police	GenGov	Schools	Other	
CA	Sacramento	Sacramento	\$26,430	\$24,957	\$13,621	\$280	\$1,192	\$2,840	\$390					\$470	\$7,636	
CA	San Bernardino	Highland	\$12,471	\$12,471	\$11,779			\$170			\$182	\$121	\$219			
CA	San Bernardino	Redlands	\$12,714	\$12,714	\$11,164			\$170		\$110	\$500	\$310	\$460			
CA	San Bernardino	Rialto	\$9,525	\$8,221	\$6,500	\$564	\$740	\$1,105	\$140		\$238	\$112	\$126			
CA	San Diego	Carlsbad	\$11,661	\$10,352	\$5,668	\$813	\$496	\$763					\$3,500		\$420	
CA	San Diego	Escondido	\$8,653	\$6,490	\$3,360	\$883	\$1,280	\$700					\$2,130		\$300	
CA	San Diego	San Diego	\$16,100	\$14,537	\$13,183	\$903	\$660				\$294			\$420	\$640	
CA	San Joaquin	Lodi	\$16,091	\$14,549	\$5,182	\$560	\$982	\$4,259	\$1,548		\$905	\$1,418	\$1,237			
CA	San Joaquin	Ripon	\$28,327	\$20,994	\$13,562	\$2,800	\$4,533	\$2,333	\$1,200		\$1,536	\$200	\$1,277	\$470	\$416	
CA	San Luis Obispo	Paso Robles	\$12,449	\$10,020	\$7,620	\$1,775	\$654	\$1,380			\$550	\$50	\$420			
CA	San Luis Obispo	San Luis Obispo	\$20,274	\$17,282	\$7,282	\$2,393	\$599								\$10,000	
CA	Santa Barbara	Carpinteria	\$41,839	\$41,839	\$37,430			\$1,714	\$2,060				\$260	\$330	\$45	
CA	Santa Barbara	Santa Maria	\$12,044	\$9,080	\$8,306	\$1,612	\$1,352		\$24	\$155	\$59	\$368	\$168			
CA	Santa Clara	Gilroy	\$27,216	\$22,412	\$19,687	\$838	\$3,966	\$285					\$2,440			
CA	Santa Clara	Palo Alto	\$35,013	\$33,813	\$11,142		\$1,200		\$4,473	\$228					\$17,970	
CA	Santa Cruz	Santa Cruz Co	\$27,984	\$27,984	\$25,764			\$2,220								
CA	Santa Cruz	Scotts Valley	\$14,052	\$14,052	\$9,650		\$982	\$165				\$3,101	\$154			
CA	Shasta	Redding	\$16,037	\$16,037	\$12,669	\$1,102	\$1,107	\$559			\$600					
CA	Solano	Vacaville	\$12,772	\$12,772	\$4,728	\$1,773	\$1,760	\$1,502			\$188	\$1,270	\$379	\$330	\$841	
CA	Sonoma	Windsor	\$15,140	\$15,140	\$8,790	\$716	\$2,277	\$2,453					\$903			
CA	Yolo	Davis	\$23,559	\$23,559	\$20,239			\$118	\$856			\$1,078	\$928	\$340		
CO	Adams	Adams Co	\$2,131	\$2,131	\$2,131											
CO	Adams	Commerce City	\$4,808	\$4,808	\$3,229			\$319	\$1,260							
CO	Boulder	Boulder	\$9,408	\$6,260	\$2,480	\$2,487	\$662	\$2,340			\$360	\$450	\$130		\$500	
CO	Eagle	Eagle Co	\$9,652	\$9,652	\$9,026						\$626					
CO	Eagle	Basalt	\$2,690	\$2,000	\$1,000	\$690									\$1,000	
CO	El Paso	Colorado Springs	\$3,552	\$1,084		\$2,044	\$424	\$1,084								
CO	Fremont	Canon City	\$152	\$152							\$152					
CO	Jefferson	Jefferson Co	\$7,120	\$7,120	\$7,120											
CO	La Plata	Durango	\$4,534	\$3,810	\$3,810	\$558	\$166									
CO	Larimer	Larimer Co	\$7,728	\$7,728	\$7,728											
CO	Larimer	Loveland	\$6,552	\$6,552	\$5,020			\$452			\$290	\$380	\$410			
CO	Larimer	Ft. Collins	\$13,590	\$10,484	\$9,120	\$1,653	\$1,453	\$782			\$207	\$144	\$231			
CO	Mesa	Mesa Co	\$2,647	\$2,647	\$2,647											
CO	Pitkin	Pitkin Co	\$40,045	\$40,045	\$10,710				\$4,100						\$25,235	
CO	Weld	Weld Co	\$3,954	\$3,954	\$3,146			\$200					\$608			
CO	Weld	Windsor	\$6,085	\$4,640	\$3,476	\$932	\$513	\$1,164								
CO	Weld	Greeley	\$7,458	\$7,458	\$6,491			\$298			\$499	\$170				
DE	New Castle	New Castle Co	\$1,603	\$297			\$1,306				\$169	\$33	\$95			
FL	Alachua	Alachua Co	\$9,734	\$9,734	\$8,974						\$760					
FL	Brevard	Brevard Co	\$367	\$367							\$207				\$160	
FL	Brevard	Cocoa	\$526	\$246		\$280					\$86				\$160	
FL	Brevard	Melbourne	\$914	\$914							\$86		\$668		\$160	
FL	Brevard	Palm Bay	\$517	\$517							\$291	\$66			\$160	
FL	Brevard	Rockledge	\$246	\$246							\$86				\$160	
FL	Broward	Broward Co	\$15,152	\$15,152	\$15,152											
FL	Broward	Ft. Lauderdale														
FL	Charlotte	Charlotte Co	\$2,287	\$2,287	\$2,287											
FL	Citrus	Citrus Co	\$2,882	\$2,882	\$1,787						\$455	\$335	\$305			

Retail per 1,000 sq. ft. (100,001 sq. ft. shopping center; 0.15 FAR; 3" meter)																
State	County	Jurisdiction	Total	Non-Util	Roads	Water	Sewer	Drain	Parks	Library	Fire	Police	GenGov	Schools	Other	
FL	Clay	Clay Co														
FL	Collier	Collier Co	\$13,887	\$12,859	\$10,247	\$513	\$515				\$743	\$389	\$883		\$597	
FL	Columbia	Columbia Co														
FL	Dade	Miami/Dade Co	\$8,606	\$8,606	\$7,844						\$413	\$349				
FL	Dade	Miami	\$8,775	\$8,775	\$7,844						\$227	\$609	\$95			
FL	DeSoto	DeSoto Co														
FL	Flagler	Flagler Co	\$1,997	\$1,997	\$1,997											
FL	Flagler	Palm Coast	\$6,647	\$5,861	\$5,602	\$389	\$397				\$259					
FL	Gilchrist	Gilchrist Co	\$560	\$560	\$500								\$60			
FL	Glades	Glades Co														
FL	Hardee	Hardee Co														
FL	Hendry	Hendry Co														
FL	Hernando	Hernando Co														
FL	Highlands	Highlands Co														
FL	Hillsborough	Hillsborough Co	\$3,942	\$3,374	\$3,352	\$264	\$304				\$22					
FL	Hillsborough	Plant City	\$3,218	\$2,601	\$1,562	\$119	\$499				\$533	\$506				
FL	Hillsborough	Tampa	\$3,797	\$3,797	\$3,797											
FL	Indian River	Indian River Co	\$4,107	\$4,107	\$3,163						\$503	\$441				
FL	Lake	Lake Co	\$1,301	\$1,301							\$1,301					
FL	Lake	Eustis	\$2,101	\$941		\$280	\$880				\$485	\$456				
FL	Lee	Lee Co	\$8,550	\$8,550	\$7,933						\$617					
FL	Lee	Bonita Springs	\$12,733	\$12,733	\$12,160						\$573					
FL	Lee	Cape Coral	\$6,735	\$6,035	\$5,709	\$243	\$458				\$162	\$163				
FL	Lee	Ft. Myers	\$9,060	\$8,370	\$7,933	\$354	\$335				\$437					
FL	Levy	Levy Co	\$1,790	\$1,790	\$1,710						\$80					
FL	Manatee	Manatee Co	\$7,796	\$7,796	\$7,152						\$128	\$516				
FL	Marion	Marion Co														
FL	Martin	Martin Co	\$6,177	\$6,177	\$4,324						\$520	\$619	\$714			
FL	Monroe	Monroe Co	\$3,398	\$3,398	\$1,168						\$64	\$112			\$2,054	
FL	Nassau	Nassau Co														
FL	Okaloosa	Destin	\$1,800	\$1,800	\$1,752							\$48				
FL	Orange	Orange Co.	\$11,019	\$11,019	\$10,585						\$186	\$249				
FL	Orange	Ocoee	\$7,574	\$5,246	\$4,846	\$587	\$1,741				\$235	\$165				
FL	Orange	Orlando	\$9,659	\$9,253	\$9,253		\$406									
FL	Orange	Winter Garden	\$9,183	\$8,755	\$7,645	\$163	\$265				\$610	\$500				
FL	Osceola	Osceola Co	\$300	\$300							\$300					
FL	Palm Beach	Palm Beach Co	\$6,767	\$6,767	\$6,256						\$226	\$71	\$214			
FL	Palm Beach	Palm Beach Gardens	\$8,930	\$8,930	\$8,257						\$214	\$245	\$214			
FL	Pasco	Pasco Co	\$7,695	\$7,051	\$7,051	\$234	\$410									
FL	Pinellas	Pinellas Co	\$3,683	\$3,627	\$3,627	\$56										
FL	Polk	Polk Co														
FL	Polk	Lakeland	\$7,996	\$7,996	\$6,754						\$461	\$781				
FL	Putnam	Putnam Co														
FL	Santa Rosa	Santa Rosa Co														
FL	St Johns	St. Johns Co	\$5,062	\$5,062	\$3,678						\$119	\$163	\$1,102			
FL	St Lucie	St. Lucie Co	\$6,323	\$6,323	\$5,011						\$495	\$335	\$482			
FL	Sarasota	Sarasota Co	\$8,784	\$7,834	\$5,660	\$544	\$406				\$442	\$254	\$441		\$1,037	
FL	Sarasota	North Port	\$666	\$666							\$252	\$238	\$176			
FL	Seminole	Seminole Co	\$2,901	\$2,901	\$2,741						\$160					

Retail per 1,000 sq. ft. (100,001 sq. ft. shopping center; 0.15 FAR; 3" meter)															
State	County	Jurisdiction	Total	Non-Util	Roads	Water	Sewer	Drain	Parks	Library	Fire	Police	GenGov	Schools	Other
FL	Seminole	Altamonte Springs	\$4,397	\$4,397	\$3,744						\$160	\$493			
FL	Seminole	Winter Springs	\$6,679	\$6,679	\$4,298						\$1,264	\$355	\$762		
FL	Sumter	Sumter Co	\$4,147	\$4,147	\$3,637						\$510				
FL	Volusia	Volusia Co	\$3,080	\$3,080	\$3,080										
FL	Volusia	Daytona Beach	\$5,165	\$5,165	\$3,080						\$359	\$610	\$1,116		
FL	Volusia	Deland	\$3,080	\$3,080	\$3,080										
FL	Volusia	Deltona	\$7,053	\$5,227	\$5,227	\$543	\$1,283								
FL	Volusia	Ormond Beach	\$4,227	\$3,595	\$3,519	\$320	\$312	\$76							
FL	Volusia	Port Orange	\$5,270	\$4,775	\$4,575	\$249	\$246				\$200				
GA	Cherokee	Canton	\$2,644	\$2,644	\$2,256				\$173		\$173	\$43			
GA	Cherokee	Cherokee Co	\$1,338	\$1,338	\$845						\$325	\$168			
GA	Effingham	Effingham Co	\$501				\$213	\$288							
GA	Forsyth	Forsyth Co	\$216	\$216							\$216				
GA	Fulton	Alpharetta	\$4,424	\$4,424	\$4,166				\$14		\$244				
GA	Fulton	Atlanta	\$1,983	\$1,983	\$1,189				\$584		\$163	\$47			
GA	Fulton	Roswell	\$736	\$736	\$426						\$310				
GA	Hall	Hall Co	\$86	\$86											\$86
GA	Henry	Henry Co	\$361	\$361											\$361
GA	Henry	McDonough	\$344	\$344											\$344
HI	Honolulu	Honolulu	\$4,053	\$4,053	\$4,053										
ID	Ada	Boise	\$6,960	\$6,960	\$6,690						\$210	\$60			
ID	Kootenai	Post Falls	\$3,282	\$2,114	\$1,450	\$221	\$947					\$650			\$14
IL	DeKalb	DeKalb (city)													
IL	DuPage	DuPage County	\$916	\$916	\$916										
IL	Kane	Kane County	\$4,413	\$4,413	\$4,413										
IN	Hamilton	Fishers	\$8,689	\$7,121	\$7,121		\$1,568								
IN	Hamilton	Noblesville	\$5,158	\$4,723	\$4,723		\$434								
KS	Johnson	Lenexa	\$4,484	\$4,484	\$3,013			\$1,184	\$121						\$165
KS	Johnson	Olathe	\$3,206	\$1,947	\$1,817	\$605	\$654		\$130						
KS	Johnson	Overland Park	\$1,433	\$1,433	\$1,433										
LA	E Baton Rouge	Baton Rouge	\$1,652	\$1,044	\$1,044		\$608								
LA	St Tammany	St Tammany Parish	\$3,003	\$3,003	\$1,833			\$1,170							
MD	Anne Arundel	Anne Arundel Co	\$10,194	\$7,970	\$7,032	\$1,008	\$1,216					\$938			
MD	Calvert	Calvert Co	\$1,454	\$110		\$480	\$864								\$110
MD	Carroll	Carroll Co													
MD	Charles	Charles Co	\$1,706			\$638	\$1,068								
MD	Frederick	Frederick Co	\$1,872			\$781	\$1,091								
MD	Harford	Harford Co													
MD	Howard	Howard Co	\$1,080	\$1,080	\$1,080										
MD	Montgomery	Montgomery Co	\$10,962	\$10,150	\$10,150	\$352	\$460								
MD	Queen Anne's	Queen Anne's Co	\$1,050	\$1,050							\$1,050				
MD	St. Mary's	St. Mary's Co													
MO	Clay/Jackson	Kansas City	\$1,458	\$1,458	\$1,458										
MO	Jackson	Lee's Summit	\$1,913	\$1,913	\$1,913										
MT	Gallatin	Bozeman	\$7,663	\$6,498	\$6,298	\$616	\$549				\$200				

Retail per 1,000 sq. ft. (100,001 sq. ft. shopping center; 0.15 FAR; 3" meter)															
State	County	Jurisdiction	Total	Non-Util	Roads	Water	Sewer	Drain	Parks	Library	Fire	Police	GenGov	Schools	Other
NC	Chatham	Chatham Co.	\$300			\$300									
NC	Durham	Durham	\$3,833	\$3,450	\$3,450	\$223	\$160								
NC	Orange	Orange Co.	\$1,553			\$574	\$979								
NC	Wake	Cary	\$2,051	\$1,341	\$1,341	\$235	\$475								
NC	Wake	Raleigh	\$4,160	\$2,561	\$2,561	\$854	\$744								
NE	Lancaster	Lincoln	\$3,461	\$3,260	\$3,260	\$134	\$67								
NH	Hillsborough	Manchester													
NH	Merrimack	Concord	\$3,470	\$3,470	\$3,470										
NH	Rockingham	Salem	\$570	\$570							\$570				
NH	Rockingham	Fremont													
NM	Bernalillo	Albuquerque	\$2,814	\$2,297	\$1,804	\$295	\$222	\$323				\$171			
NM	Bernalillo	Bernalillo Co	\$1,115	\$1,115	\$564			\$383			\$168				
NM	Dona Ana	Las Cruces	\$1,031			\$182	\$114				\$735				
NM	Lincoln	Ruidoso	\$943			\$614	\$329								
NM	Sandoval	Rio Rancho	\$7,320	\$6,430	\$4,196	\$522	\$368	\$1,430			\$755				\$49
NM	Santa Fe	Santa Fe	\$5,350	\$4,896	\$4,597	\$314	\$140				\$221	\$78			
NM	Santa Fe	Santa Fe County	\$460	\$460							\$460				
NM	Valencia	Los Lunas	\$375			\$146	\$229								
NV	Churchill	Churchill County													
NV	Clark	Las Vegas	\$1,414	\$1,091	\$1,007		\$323								\$84
NV	Clark	Mesquite	\$1,068	\$1,068	\$984										\$84
NV	Washoe	Reno	\$7,611	\$7,611	\$7,611										
OH	Butler	Middletown													
OH	Delaware	Delaware (city)	\$2,960	\$1,194		\$904	\$862				\$389	\$456	\$349		
OK	Cleveland	Moore	\$250	\$250	\$250										
OR	Clackamas	Clackamas Co.	\$1,306		varies		\$1,056							\$250	
OR	Clackamas	West Linn	\$21,260	\$19,066	\$17,100	\$1,404	\$790	\$690							\$1,276
OR	Deschutes	Bend	\$9,735	\$8,999	\$8,999	\$452	\$284								
OR	Josephine	Grants Pass	\$8,218	\$7,414	\$7,414	\$402	\$402								
OR	Lane	Eugene	\$7,071	\$6,730	\$5,982		\$341	\$384	\$364						
OR	Lane	Springfield	\$8,329	\$7,763	\$6,597		\$566	\$1,166							
OR	Marion	Salem	\$9,839	\$9,069	\$8,767	\$385	\$385	\$302							
OR	Marion	Silverton	\$2,388	\$1,360		\$530	\$498	\$1,360							
OR	Multnomah	Portland	\$7,533	\$6,570	\$5,900	\$269	\$694	\$328	\$342						
OR	Washington	Tigard	\$10,062	\$9,302	\$8,968	\$760			\$334						
OR	Washington	Washington Co	\$10,214	\$9,468	\$8,968		\$746	\$500							
PA	Montgomery	Towamencin Twp	\$5,109	\$5,109	\$5,109		\$342	\$161	\$500						\$300
SC	Beaufort	Beaufort Co	\$2,374	\$2,374	\$2,319						\$55				
SC	Beaufort	Hilton Head	\$6,506	\$5,636	\$5,636	\$384	\$486								
SC	Berkeley	Mt. Pleasant	\$4,187	\$3,280	\$2,840	\$187	\$720				\$190	\$120			\$130

Retail per 1,000 sq. ft. (100,001 sq. ft. shopping center; 0.15 FAR; 3" meter)															
State	County	Jurisdiction	Total	Non-Util	Roads	Water	Sewer	Drain	Parks	Library	Fire	Police	GenGov	Schools	Other
TN	Rutherford	La Vergne	\$1,318	\$942	\$942	\$80	\$296								
TN	Rutherford	Smyrna	\$1,261	\$1,261	\$711						\$550				
TN	Sumner	Portland													\$400
TN	Sumner	White House	\$289	\$289	\$155						\$53	\$81			
TN	Williamson	Franklin	\$8,593	\$7,016	\$4,836	\$585	\$992								\$2,180
TN	Williamson	Nolensville	\$2,849	\$2,849	\$849										\$2,000
TX	Brazos	College Station	\$180			\$123	\$57								
TX	Collin	Allen	\$1,772	\$1,500	\$1,500	\$192	\$80								
TX	Collin	McKinney	\$4,424	\$4,131	\$4,131	\$260	\$33								
TX	Denton	Denton	\$1,222			\$833	\$389								
TX	Tarrant	Arlington	\$1,635	\$1,393	\$1,393	\$135	\$107								
TX	Tarrant	Colleyville	\$2,009	\$1,508	\$1,508	\$399	\$103								
TX	Tarrant	Ft. Worth	\$2,202		\$1,973	\$189	\$40								
TX	Williamson	Georgetown	\$556			\$355	\$201								
UT	Cache	Logan	\$691	\$511	\$270	\$39	\$140	\$90			\$118	\$33			
UT	Davis	Layton	\$13,486	\$13,342	\$3,730	\$144		\$8,957			\$655				
UT	Salt Lake	Draper	\$7,119	\$6,907	\$5,859	\$212		\$371			\$410	\$267			
UT	Salt Lake	Salt Lake City	\$8,849	\$8,849	\$8,000			\$229			\$320	\$300			
UT	Salt Lake	Sandy City	\$1,670	\$1,227		\$443		\$694	\$78		\$322	\$133			
UT	Salt Lake	West Jordan City	\$6,297	\$5,574	\$4,340	\$421	\$302	\$934			\$140	\$160			
UT	Salt Lake	West Valley City	\$1,797	\$1,797	\$1,343			\$185			\$156	\$113			
UT	Tooele	Tooele	\$798	\$320		\$354	\$124					\$320			
UT	Utah	Payson	\$604	\$225		\$146	\$233				\$225				
UT	Utah	Provo	\$3,263	\$2,952	\$2,396	\$114	\$197	\$556							
VA	Loudoun	Leesburg	\$1,916			\$749	\$1,167								
VA	Stafford	Stafford Co	\$3,700	\$2,036	\$2,036	\$1,104	\$560								
VT	Chittenden	Burlington	\$1,596	\$1,596	\$689				\$392		\$186	\$329			
VT	Chittenden	Williston	\$1,125	\$1,125	\$1,125										
WA	Clark	Vancouver	\$8,646	\$7,978	\$7,978	\$668									
WA	Cowlitz	Woodland	\$933	\$510		\$195	\$228				\$510				
WA	King	King Co													
WA	King	Bellevue	\$2,740	\$2,740	\$2,740										
WA	King	Bothell	\$11,587	\$10,803	\$9,890	\$523	\$261	\$913							
WA	King	Issaquah	\$5,823	\$5,823	\$4,230						\$708	\$840	\$45		
WA	King	Kirkland	\$6,615	\$4,665	\$4,480	\$1,461	\$489	\$185							
WA	Kitsap	Kitsap Co	\$910	\$910	\$910										
WA	Pierce	Pierce Co	\$2,151	\$2,151	\$2,151										
WA	Skagit	Anacortes	\$2,654	\$1,265		\$201	\$1,188	\$1,265							
WA	Skagit	Burlington	\$8,071	\$7,777	\$6,776		\$294	\$275	\$500		\$227				
WA	Snohomish	Snohomish Co	\$9,035	\$9,035	\$9,035										
WA	Thurston	Olympia	\$4,900	\$4,900	\$4,900										
WA	Thurston	Tumwater	\$5,666	\$5,011	\$4,910		\$655				\$101				
WA	Whatcom	Bellingham	\$10,476	\$8,638	\$7,132	\$616	\$1,222	\$1,507							
WV	Jefferson	Jefferson Co	\$1,740	\$1,740							\$1,653	\$87			
WI	Dane	Fitchburg													
WI	Jefferson	Oconomowoc	\$1,497	\$808	\$358	\$140	\$549				\$225	\$225			
WI	Ozaukee	Cedarburg	\$564	\$212		\$262	\$90					\$212			
WI	St Croix	Hudson	\$2,560	\$673		\$1,440	\$447	\$673							

Retail per 1,000 sq. ft. (100,001 sq. ft. shopping center; 0.15 FAR; 3" meter)																
Summary			Total	Non-Util	Roads	Water	Sewer	Drain	Parks	Library	Fire	Police	GenGov	Schools	Other	
		National Average	\$6,347	\$6,174	\$5,685	\$690	\$741	\$1,013	\$837	\$131	\$402	\$401	\$618	\$411	\$1,957	
		Sample Size	255	234	201	124	134	60	28	4	118	91	51	15	44	
		National Avg w/o CA	\$4,605	\$4,523	\$4,486	\$509	\$521	\$896	\$575		\$380	\$346	\$425		\$1,452	
		Sample Size w/o CA	217	196	163	104	109	37	16		102	77	30		27	
State Average Fees																
AR	4	4	\$981	\$808	\$1,915	\$173	\$115	n/a	n/a	n/a	\$309	\$388	n/a	n/a	n/a	
AZ	29	22	\$4,959	\$5,482	\$4,706	\$585	\$545	\$238	\$158	\$29	\$463	\$458	\$406	n/a	\$406	
CA	37	37	\$16,612	\$14,965	\$11,000	\$1,632	\$1,701	\$1,201	\$1,186	\$164	\$541	\$704	\$894	\$423	\$2,758	
CO	17	17	\$7,771	\$7,090	\$5,142	\$1,394	\$644	\$830	\$2,680	n/a	\$356	\$286	\$345	n/a	\$8,912	
DE	1	1	\$1,603	\$297	n/a	n/a	\$1,306	n/a	n/a	n/a	\$169	\$33	\$95	n/a	n/a	
FL	54	54	\$5,356	\$5,105	\$5,323	\$321	\$564	\$76	n/a	n/a	\$371	\$349	\$517	n/a	\$561	
GA	10	9	\$1,263	\$1,348	\$1,776	\$213	\$288	n/a	\$257	n/a	\$238	\$86	n/a	n/a	\$264	
HI	1	1	\$4,053	\$4,053	\$4,053	n/a	n/a	n/a	n/a	n/a	n/a	n/a	n/a	n/a	n/a	
ID	2	2	\$5,121	\$4,537	\$4,070	\$221	\$947	n/a	n/a	n/a	\$210	\$355	n/a	n/a	\$14	
IL	2	2	\$2,665	\$2,665	\$2,665	n/a	n/a	n/a	n/a	n/a	n/a	n/a	n/a	n/a	n/a	
IN	2	2	\$6,924	\$5,922	\$5,922	n/a	\$1,001	n/a	n/a	n/a	n/a	n/a	n/a	n/a	n/a	
KS	3	3	\$3,041	\$2,621	\$2,088	\$605	\$654	\$1,184	\$126	n/a	n/a	n/a	n/a	n/a	\$165	
LA	2	2	\$2,327	\$2,024	\$1,439	n/a	\$608	\$1,170	n/a	n/a	n/a	n/a	n/a	n/a	n/a	
MD	7	5	\$4,045	\$4,072	\$6,087	\$652	\$940	n/a	n/a	n/a	\$1,050	\$938	n/a	n/a	\$110	
MO	2	2	\$1,685	\$1,685	\$1,685	n/a	n/a	n/a	n/a	n/a	n/a	n/a	n/a	n/a	n/a	
MT	1	1	\$7,663	\$6,498	\$6,298	\$616	\$549	n/a	n/a	n/a	\$200	n/a	n/a	n/a	n/a	
NC	5	3	\$2,379	\$2,451	\$2,451	\$437	\$590	n/a	n/a	n/a	n/a	n/a	n/a	n/a	n/a	
NE	1	1	\$3,461	\$3,260	\$3,260	\$134	\$67	n/a	n/a	n/a	n/a	n/a	n/a	n/a	n/a	
NH	2	2	\$2,020	\$2,020	\$3,470	n/a	n/a	n/a	n/a	n/a	n/a	\$570	n/a	n/a	n/a	
NM	8	5	\$2,426	\$3,040	\$2,790	\$346	\$234	\$712	n/a	n/a	\$468	\$124	n/a	n/a	\$49	
NV	3	3	\$3,364	\$3,257	\$3,201	n/a	\$323	n/a	n/a	n/a	n/a	n/a	n/a	n/a	\$84	
OH	1	1	\$2,960	\$1,194	n/a	\$904	\$862	n/a	n/a	n/a	\$389	\$456	\$349	n/a	n/a	
OK	1	1	\$250	\$250	\$250	n/a	n/a	n/a	n/a	n/a	n/a	n/a	n/a	n/a	n/a	
OR	11	10	\$8,723	\$8,574	\$8,744	\$600	\$576	\$676	\$347	n/a	n/a	n/a	n/a	\$250	\$1,276	
PA	1	1	\$5,109	\$5,109	\$5,109	n/a	\$342	\$161	\$500	n/a	n/a	n/a	n/a	n/a	\$300	
SC	3	3	\$4,356	\$3,763	\$3,598	\$285	\$603	n/a	n/a	n/a	\$123	\$120	n/a	n/a	\$130	
TN	5	5	\$2,862	\$2,471	\$1,499	\$333	\$644	n/a	n/a	n/a	\$302	\$81	n/a	n/a	\$1,527	
TX	8	4	\$1,750	\$2,133	\$2,101	\$311	\$126	n/a	n/a	n/a	n/a	n/a	n/a	n/a	n/a	
UT	10	10	\$4,457	\$4,170	\$3,705	\$234	\$199	\$1,502	\$78	n/a	\$293	\$189	n/a	n/a	n/a	
VA	2	1	\$2,808	\$2,036	\$2,036	\$927	\$863	n/a	n/a	n/a	n/a	n/a	n/a	n/a	n/a	
VT	2	2	\$1,361	\$1,361	\$907	n/a	n/a	n/a	\$392	n/a	\$186	\$329	n/a	n/a	n/a	
WA	14	14	\$5,729	\$5,158	\$5,428	\$611	\$619	\$829	\$500	n/a	\$387	\$840	\$45	n/a	n/a	
WV	1	1	\$1,740	\$1,740	n/a	n/a	n/a	n/a	n/a	n/a	\$1,653	\$87	n/a	n/a	n/a	
WI	3	3	\$1,540	\$564	\$358	\$614	\$362	\$673	n/a	n/a	\$225	\$219	n/a	n/a	n/a	

Office per 1,000 sq. ft. (100,001 sq. ft. general office building; 0.25 FAR; 3" meter)															
State	County	Jurisdiction	Total	Non-Util	Roads	Water	Sewer	Drain	Parks	Library	Fire	Police	GenGov	Schools	Other
AR	Benton	Bentonville	\$658	\$310		\$191	\$156				\$310				
AR	Benton	Lowell	\$698	\$649			\$49				\$649				
AR	Faulkner	Conway	\$1,280	\$1,280	\$1,280										
AR	Washington	Fayetteville	\$976	\$681		\$155	\$140				\$293	\$388			
AZ	Cochise	Sierra Vista	\$1,230	\$1,230	\$970						\$70	\$70			
AZ	Gila	Sedona	\$3,665	\$3,665	\$2,280		\$1,205					\$180			
AZ	Maricopa	Avondale	\$4,548	\$3,391	\$1,286	\$562	\$595				\$917	\$341	\$847		
AZ	Maricopa	Buckeye	\$2,978	\$2,349	\$379	\$295	\$334				\$1,378	\$592			
AZ	Maricopa	Chandler	\$8,311	\$6,460	\$5,880	\$981	\$870				\$330	\$160	\$90		
AZ	Maricopa	Fountain Hills	\$4,072	\$4,072	\$3,835						\$62	\$70	\$105		
AZ	Maricopa	Gilbert	\$3,502	\$1,539	\$570	\$1,024	\$939				\$438	\$327	\$204		
AZ	Maricopa	Glendale	\$3,050	\$1,034	\$2,173	\$376	\$53				\$302	\$146			
AZ	Maricopa	Goodyear	\$2,655	\$1,570	\$680	\$583	\$502				\$770	\$120			
AZ	Maricopa	Mesa	\$1,552	\$771		\$355	\$425	\$238			\$215	\$318			
AZ	Maricopa	Peoria	\$7,915	\$7,341	\$6,305	\$390	\$184				\$602	\$434			
AZ	Maricopa	Phoenix	\$3,008	\$2,002	\$1,337	\$767	\$239		\$313	\$33	\$207	\$112			
AZ	Maricopa	Scottsdale	\$1,350			\$708	\$642								
AZ	Maricopa	Surprise	\$5,863	\$5,041	\$3,128	\$500	\$322				\$911	\$126	\$745		\$131
AZ	Maricopa	Tempe	\$825			\$426	\$399								
AZ	Mojave	Bullhead City	\$116			\$116									
AZ	Navajo	Show Low	\$410		\$410										
AZ	Pima	Pima County	\$1,721	\$1,721	\$1,721										
AZ	Pima	Marana	\$1,100			\$373	\$727								
AZ	Pima	Oro Valley	\$3,033	\$1,317	\$1,290	\$1,716						\$27			
AZ	Pima	Tucson	\$6,556	\$6,314	\$5,087	\$242					\$269	\$699	\$259		
AZ	Pinal	Apache Junction	\$4,850	\$4,850	\$4,330							\$520			
AZ	Pinal	Casa Grande	\$3,999	\$3,542	\$2,261		\$457				\$667	\$112	\$502		
AZ	Pinal	Eloy	\$1,248	\$924		\$183	\$141					\$124	\$800		
AZ	Pinal	Florence	\$4,378	\$3,585	\$2,618	\$356	\$438		\$167		\$629	\$171			
AZ	Pinal	Queen Creek	\$2,982	\$2,455	\$940		\$527				\$267	\$55	\$1,193		
AZ	Yavapai	Yavapai County													
AZ	Yavapai	Chino Valley	\$1,461			\$84	\$1,377								
AZ	Yavapai	Prescott	\$2,177			\$1,653	\$524								
AZ	Yuma	Yuma	\$1,261	\$1,261	\$535						\$258	\$468			
CA	Alameda	Fremont	\$12,477	\$12,477	\$10,766						\$234		\$1,477		
CA	Alameda	Hayward	\$5,629	\$5,629	\$3,000	\$1,037	\$1,232							\$360	
CA	Alameda	Livermore	\$23,491	\$23,491	\$17,814	\$583	\$1,060	\$560	\$2,418				\$7	\$470	\$579
CA	Alameda	San Leandro	\$4,643	\$4,643	\$3,390		\$623							\$510	\$120
CA	Contra Costa	Orinda	\$5,130	\$5,130	\$2,590			\$2,540							
CA	El Dorado	El Dorado Co	\$2,719	\$2,719	\$2,249									\$470	
CA	Fresno	Clovis	\$11,015	\$9,008	\$6,999	\$701	\$1,306		\$830		\$625				\$554
CA	Kern	Bakersfield	\$3,102	\$2,462	\$1,795		\$640							\$470	\$197
CA	Los Angeles	Lancaster	\$3,443	\$3,443	\$1,760			\$760			\$876		\$47		
CA	Los Angeles	Long Beach	\$3,333	\$3,333	\$2,000						\$325	\$538		\$470	
CA	Monterey	Salinas	\$5,147	\$4,442	\$3,424		\$705	\$546							\$472
CA	Napa	St. Helena	\$27,280	\$17,480	\$9,460	\$5,390	\$4,410	\$20				\$1,250	\$2,270	\$470	\$4,010
CA	Orange	Brea	\$4,923	\$2,694	\$2,350	\$2,229					\$267	\$77			
CA	Placer	Rocklin	\$13,424	\$13,424	\$11,410			\$64					\$1,950		
CA	Sacramento	Citrus Heights	\$7,712	\$6,520	\$4,840		\$1,192		\$370					\$340	\$970
CA	Sacramento	Elk Grove	\$14,147	\$11,190	\$7,180	\$388	\$2,569		\$1,210		\$1,500	\$130	\$200		\$970

Office per 1,000 sq. ft. (100,001 sq. ft. general office building; 0.25 FAR; 3" meter)																
State	County	Jurisdiction	Total	Non-Util	Roads	Water	Sewer	Drain	Parks	Library	Fire	Police	GenGov	Schools	Other	
CA	Sacramento	Sacramento	\$21,374	\$19,901	\$10,310	\$280	\$1,192	\$2,840	\$530					\$470	\$5,752	
CA	San Bernardino	Highland	\$12,471	\$12,471	\$11,779			\$170			\$182	\$121	\$219			
CA	San Bernardino	Redlands	\$5,033	\$5,033	\$2,863			\$170		\$150	\$720	\$460	\$670			
CA	San Bernardino	Rialto	\$7,910	\$5,631	\$3,910	\$564	\$1,715	\$1,105	\$140		\$238	\$112	\$126			
CA	San Diego	Carlsbad	\$6,973	\$5,663	\$1,453	\$813	\$496	\$458					\$3,500		\$252	
CA	San Diego	Escondido	\$6,003	\$3,840	\$710	\$883	\$1,280	\$700					\$2,130		\$300	
CA	San Diego	San Diego	\$6,717	\$5,154	\$3,380	\$903	\$660				\$294			\$420	\$1,060	
CA	San Joaquin	Lodi	\$12,869	\$11,551	\$4,888	\$336	\$982	\$2,555	\$1,567		\$497	\$768	\$1,276			
CA	San Joaquin	Ripon	\$17,708	\$13,228	\$7,572	\$1,760	\$2,720	\$1,400	\$720		\$1,807	\$120	\$890	\$470	\$249	
CA	San Luis Obispo	Paso Robles	\$12,449	\$10,020	\$7,620	\$1,775	\$654	\$1,380			\$550	\$50	\$420			
CA	San Luis Obispo	San Luis Obispo	\$19,925	\$16,933	\$6,933	\$2,393	\$599								\$10,000	
CA	Santa Barbara	Carpinteria	\$41,153	\$41,153	\$37,430			\$1,028	\$2,060				\$260	\$330	\$45	
CA	Santa Barbara	Santa Maria	\$8,258	\$5,294	\$4,520	\$1,612	\$1,352		\$24	\$155	\$59	\$368	\$168			
CA	Santa Clara	Gilroy	\$27,102	\$22,298	\$19,687	\$838	\$3,966	\$171					\$2,440			
CA	Santa Clara	Palo Alto	\$28,322	\$27,122	\$4,451		\$1,200		\$4,473	\$228					\$17,970	
CA	Santa Cruz	Santa Cruz Co	\$8,826	\$8,826	\$6,606			\$2,220								
CA	Santa Cruz	Scotts Valley	\$12,812	\$12,812	\$9,650		\$982	\$165				\$1,861	\$154			
CA	Shasta	Redding	\$13,463	\$13,463	\$9,853	\$1,102	\$1,107	\$513			\$888					
CA	Solano	Vacaville	\$11,309	\$11,309	\$3,590	\$1,773	\$2,240	\$901			\$113	\$671	\$292	\$330	\$1,399	
CA	Sonoma	Windsor	\$12,676	\$12,676	\$6,706	\$716	\$2,277	\$1,472					\$1,505			
CA	Yolo	Davis	\$8,512	\$8,512	\$5,192			\$118	\$856			\$1,078	\$928	\$340		
CO	Adams	Adams Co	\$1,178	\$1,178	\$1,178											
CO	Adams	Commerce City	\$2,688	\$2,688	\$1,741			\$191	\$756							
CO	Boulder	Boulder	\$9,408	\$6,260	\$2,480	\$2,487	\$662	\$2,340			\$360	\$450	\$130		\$500	
CO	Eagle	Eagle Co	\$5,790	\$5,790	\$5,164						\$626					
CO	Eagle	Basalt	\$3,035	\$2,000	\$1,000	\$1,035									\$1,000	
CO	El Paso	Colorado Springs	\$3,118	\$650	\$650	\$2,044	\$424	\$650								
CO	Fremont	Canon City	\$152	\$152							\$152					
CO	Jefferson	Jefferson Co	\$4,790	\$4,790	\$4,790											
CO	La Plata	Durango	\$3,547	\$2,823	\$2,823	\$558	\$166									
CO	Larimer	Larimer Co	\$3,779	\$3,779	\$3,779											
CO	Larimer	Loveland	\$4,852	\$4,852	\$3,020			\$752			\$290	\$380	\$410			
CO	Larimer	Ft. Collins	\$7,535	\$4,429	\$3,378	\$1,653	\$1,453	\$469			\$207	\$144	\$231			
CO	Mesa	Mesa Co	\$1,801	\$1,801	\$1,801											
CO	Pitkin	Pitkin Co	\$48,044	\$48,044	\$5,040				\$4,100						\$38,904	
CO	Weld	Weld Co	\$2,577	\$2,577	\$2,075			\$200					\$302			
CO	Weld	Windsor	\$4,983	\$3,538	\$2,840	\$932	\$513	\$698								
CO	Weld	Greeley	\$3,526	\$3,526	\$2,560			\$254			\$623	\$89				
DE	New Castle	New Castle Co	\$1,759	\$453			\$1,306				\$297	\$14	\$142			
FL	Alachua	Alachua Co	\$5,035	\$5,035	\$4,275						\$760					
FL	Brevard	Brevard Co	\$78	\$78							\$44				\$34	
FL	Brevard	Cocoa	\$332	\$52		\$280					\$18				\$34	
FL	Brevard	Melbourne	\$239	\$239							\$18		\$187		\$34	
FL	Brevard	Palm Bay	\$230	\$230							\$153	\$43			\$34	
FL	Brevard	Rockledge	\$52	\$52							\$18				\$34	
FL	Broward	Broward Co	\$4,214	\$4,214	\$4,214											
FL	Broward	Ft. Lauderdale														
FL	Charlotte	Charlotte Co	\$656	\$656	\$656											
FL	Citrus	Citrus Co	\$2,346	\$2,346	\$1,803						\$226	\$166	\$151			

Office per 1,000 sq. ft. (100,001 sq. ft. general office building; 0.25 FAR; 3" meter)															
State	County	Jurisdiction	Total	Non-Util	Roads	Water	Sewer	Drain	Parks	Library	Fire	Police	GenGov	Schools	Other
FL	Clay	Clay Co													
FL	Collier	Collier Co	\$9,316	\$8,288	\$6,758	\$513	\$515				\$668	\$178	\$404		\$280
FL	Columbia	Columbia Co													
FL	Dade	Miami/Dade Co	\$5,011	\$5,011	\$4,356						\$306	\$349			
FL	Dade	Miami	\$5,038	\$5,038	\$4,356						\$336	\$206	\$140		
FL	DeSoto	DeSoto Co													
FL	Flagler	Flagler Co	\$1,500	\$1,500	\$1,500										
FL	Flagler	Palm Coast	\$4,771	\$3,985	\$3,726	\$389	\$397				\$259				
FL	Gilchrist	Gilchrist Co	\$560	\$560	\$500								\$60		
FL	Glades	Glades Co													
FL	Hardee	Hardee Co													
FL	Hendry	Hendry Co													
FL	Hernando	Hernando Co													
FL	Highlands	Highlands Co													
FL	Hillsborough	Hillsborough Co	\$2,502	\$1,934	\$1,893	\$264	\$304				\$41				
FL	Hillsborough	Plant City	\$2,433	\$1,815	\$1,281	\$119	\$499				\$262	\$272			
FL	Hillsborough	Tampa	\$3,425	\$3,425	\$3,425										
FL	Indian River	Indian River Co	\$4,260	\$4,260	\$3,798						\$246	\$216			
FL	Lake	Lake Co	\$1,301	\$1,301							\$1,301				
FL	Lake	Eustis	\$2,426	\$666		\$430	\$1,330				\$343	\$323			
FL	Lee	Lee Co	\$5,643	\$5,643	\$5,355						\$288				
FL	Lee	Bonita Springs	\$7,364	\$7,364	\$7,097						\$267				
FL	Lee	Cape Coral	\$3,660	\$2,960	\$2,634	\$243	\$458				\$162	\$163			
FL	Lee	Ft. Myers	\$6,249	\$5,559	\$5,355	\$354	\$335				\$204				
FL	Levy	Levy Co	\$898	\$898	\$818						\$80				
FL	Manatee	Manatee Co	\$2,562	\$2,562	\$1,823						\$133	\$606			
FL	Marion	Marion Co													
FL	Martin	Martin Co	\$2,676	\$2,676	\$1,970						\$198	\$236	\$272		
FL	Monroe	Monroe Co	\$2,914	\$2,914	\$684						\$64	\$112			\$2,054
FL	Nassau	Nassau Co													
FL	Okaloosa	Destin	\$1,429	\$1,429	\$1,404							\$25			
FL	Orange	Orange Co.	\$4,285	\$4,285	\$4,071						\$152	\$62			
FL	Orange	Ocoee	\$6,409	\$4,081	\$3,681	\$587	\$1,741				\$235	\$165			
FL	Orange	Orlando	\$3,814	\$3,408	\$3,408		\$406								
FL	Orange	Winter Garden	\$6,004	\$5,576	\$4,466	\$163	\$265				\$610	\$500			
FL	Osceola	Osceola Co	\$90	\$90							\$90				
FL	Palm Beach	Palm Beach Co	\$2,359	\$2,359	\$2,026						\$151	\$64	\$118		
FL	Palm Beach	Palm Beach Gardens	\$3,241	\$3,241	\$2,725						\$184	\$214	\$118		
FL	Pasco	Pasco Co	\$1,495	\$851	\$851	\$234	\$410								
FL	Pinellas	Pinellas Co	\$2,823	\$2,767	\$2,767	\$56									
FL	Polk	Polk Co													
FL	Polk	Lakeland	\$4,790	\$4,790	\$4,233						\$207	\$350			
FL	Putnam	Putnam Co													
FL	Santa Rosa	Santa Rosa Co													
FL	St Johns	St. Johns Co	\$2,597	\$2,597	\$1,913						\$164	\$67	\$453		
FL	St Lucie	St. Lucie Co	\$3,496	\$3,496	\$2,594						\$315	\$303	\$284		
FL	Sarasota	Sarasota Co	\$4,827	\$3,877	\$3,004	\$544	\$406				\$178	\$102	\$177		\$416
FL	Sarasota	North Port	\$322	\$322							\$122	\$115	\$85		
FL	Seminole	Seminole Co	\$1,944	\$1,944	\$1,872						\$72				

Office per 1,000 sq. ft. (100,001 sq. ft. general office building; 0.25 FAR; 3" meter)															
State	County	Jurisdiction	Total	Non-Util	Roads	Water	Sewer	Drain	Parks	Library	Fire	Police	GenGov	Schools	Other
FL	Seminole	Altamonte Springs	\$1,523	\$1,523	\$1,176						\$72	\$275			
FL	Seminole	Winter Springs	\$7,156	\$7,156	\$4,775						\$1,264	\$355	\$762		
FL	Sumter	Sumter Co	\$3,389	\$3,389	\$3,269						\$120				
FL	Volusia	Volusia Co	\$2,310	\$2,310	\$2,310										
FL	Volusia	Daytona Beach	\$2,310	\$2,310	\$2,310										
FL	Volusia	Deland	\$2,662	\$2,662	\$2,310	\$0	\$0				\$22	\$30	\$300		
FL	Volusia	Deltona	\$5,404	\$3,578	\$3,578	\$543	\$1,283								
FL	Volusia	Ormond Beach	\$3,129	\$2,497	\$2,435	\$320	\$312	\$62							
FL	Volusia	Port Orange	\$4,114	\$3,619	\$3,419	\$249	\$246				\$200				
GA	Cherokee	Canton	\$1,377	\$1,377	\$989					\$173	\$173	\$43			
GA	Cherokee	Cherokee Co	\$1,611	\$1,611	\$631						\$646	\$334			
GA	Effingham	Effingham Co	\$501				\$213	\$288							
GA	Forsyth	Forsyth Co	\$86	\$86							\$86				
GA	Fulton	Alpharetta	\$1,423	\$1,423	\$1,211					\$14	\$198				
GA	Fulton	Atlanta	\$1,935	\$1,935	\$1,608				\$241		\$67	\$19			
GA	Fulton	Roswell	\$897	\$897	\$280						\$617				
GA	Hall	Hall Co	\$172	\$172											\$172
GA	Henry	Henry Co	\$1,225	\$1,225											\$1,225
GA	Henry	McDonough	\$684	\$684											\$684
HI	Honolulu	Honolulu	\$3,403	\$3,403	\$3,403										
ID	Ada	Boise	\$4,765	\$4,765	\$4,495						\$210	\$60			
ID	Kootenai	Post Falls	\$1,942	\$774	\$540	\$221	\$947					\$220			\$14
IL	DeKalb	DeKalb (city)													
IL	DuPage	DuPage County	\$2,114	\$2,114	\$2,114										
IL	Kane	Kane County	\$2,717	\$2,717	\$2,717										
IN	Hamilton	Fishers	\$3,210	\$2,610	\$2,610		\$600								
IN	Hamilton	Noblesville	\$1,646	\$1,211	\$1,211		\$434								
KS	Johnson	Lenexa	\$2,847	\$2,847	\$1,376			\$1,184	\$121						\$165
KS	Johnson	Olathe	\$2,479	\$1,220	\$1,090	\$605	\$654		\$130						
KS	Johnson	Overland Park	\$860	\$860	\$860										
LA	E Baton Rouge	Baton Rouge	\$1,403	\$795	\$795		\$608								
LA	St Tammany	St Tammany Parish	\$3,343	\$3,343	\$2,173			\$1,170							
MD	Anne Arundel	Anne Arundel Co	\$8,399	\$6,175	\$5,846	\$1,008	\$1,216					\$329			
MD	Calvert	Calvert Co	\$1,454	\$110		\$480	\$864								\$110
MD	Carroll	Carroll Co													
MD	Charles	Charles Co	\$1,706			\$638	\$1,068								
MD	Frederick	Frederick Co	\$1,872			\$781	\$1,091								
MD	Harford	Harford Co													
MD	Howard	Howard Co	\$1,080	\$1,080	\$1,080										
MD	Montgomery	Montgomery Co	\$12,112	\$11,300	\$11,300	\$352	\$460								
MD	Queen Anne's	Queen Anne's Co	\$1,580	\$1,580							\$1,580				
MD	St. Mary's	St. Mary's Co													
MO	Clay/Jackson	Kansas City	\$1,049	\$1,049	\$1,049										
MO	Jackson	Lee's Summit	\$848	\$848	\$848										
MT	Gallatin	Bozeman	\$3,447	\$2,282	\$2,082	\$616	\$549				\$200				

Office per 1,000 sq. ft. (100,001 sq. ft. general office building; 0.25 FAR; 3" meter)															
State	County	Jurisdiction	Total	Non-Util	Roads	Water	Sewer	Drain	Parks	Library	Fire	Police	GenGov	Schools	Other
NC	Chatham	Chatham Co.	\$300			\$300									
NC	Durham	Durham	\$2,089	\$1,706	\$1,706	\$223	\$160								
NC	Orange	Orange Co.	\$1,553			\$574	\$979								
NC	Wake	Cary	\$2,543	\$1,833	\$1,833	\$235	\$475								
NC	Wake	Raleigh	\$3,039	\$1,953	\$1,953	\$598	\$488								
NE	Lancaster	Lincoln	\$3,821	\$3,620	\$3,620	\$134	\$67								
NH	Hillsborough	Manchester													
NH	Merrimack	Concord	\$1,620	\$1,620	\$1,620										
NH	Rockingham	Salem	\$560	\$560							\$560				
NH	Rockingham	Fremont													
NM	Bernalillo	Albuquerque	\$2,456	\$1,939	\$1,708	\$295	\$222	\$194				\$38			
NM	Bernalillo	Bernalillo Co	\$1,117	\$1,117	\$753			\$230			\$134				
NM	Dona Ana	Las Cruces	\$660			\$182	\$114				\$364				
NM	Lincoln	Ruidoso	\$943			\$614	\$329								
NM	Sandoval	Rio Rancho	\$5,785	\$4,895	\$3,094	\$522	\$368	\$1,430			\$335				\$36
NM	Santa Fe	Santa Fe	\$3,051	\$2,597	\$2,429	\$314	\$140				\$124	\$44			
NM	Santa Fe	Santa Fe County	\$335	\$335							\$335				
NM	Valencia	Los Lunas	\$375			\$146	\$229								
NV	Churchill	Churchill County													
NV	Clark	Las Vegas	\$1,390	\$1,067	\$983		\$323								\$84
NV	Clark	Mesquite	\$1,078	\$1,078	\$994										\$84
NV	Washoe	Reno	\$3,991	\$3,991	\$3,991										
OH	Butler	Middletown													
OH	Delaware	Delaware (city)	\$3,096	\$1,330		\$904	\$862				\$574	\$240	\$516		
OK	Cleveland	Moore	\$250	\$250	\$250										
OR	Clackamas	Clackamas Co.	\$8,165	\$7,109	\$6,859		\$1,056							\$250	
OR	Clackamas	West Linn	\$12,405	\$10,211	\$8,860	\$1,404	\$790	\$690							\$661
OR	Deschutes	Bend	\$4,048	\$3,312	\$3,312	\$452	\$284								
OR	Josephine	Grants Pass	\$2,864	\$2,060	\$2,060	\$402	\$402								
OR	Lane	Eugene	\$4,405	\$4,064	\$2,680		\$341	\$384	\$1,000						
OR	Lane	Springfield	\$2,961	\$2,395	\$1,229		\$566	\$1,166							
OR	Marion	Salem	\$3,320	\$2,550	\$2,248		\$385	\$385	\$302						
OR	Marion	Silverton	\$2,388	\$1,360		\$530	\$498	\$1,360							
OR	Multnomah	Portland	\$5,285	\$4,322	\$3,560	\$269	\$694	\$328	\$434						
OR	Washington	Tigard	\$8,397	\$7,637	\$6,869	\$760			\$768						
OR	Washington	Washington Co	\$8,115	\$7,369	\$6,869		\$746	\$500							
PA	Montgomery	Towamencin Twp	\$6,549	\$3,274	\$3,274		\$571	\$161	\$500						\$300
SC	Beaufort	Beaufort Co	\$1,320	\$1,320	\$1,265						\$55				
SC	Beaufort	Hilton Head	\$4,123	\$3,253	\$3,253	\$384	\$486								
SC	Berkeley	Mt. Pleasant	\$2,447	\$1,540	\$1,100	\$187	\$720				\$190	\$120			\$130

Office per 1,000 sq. ft. (100,001 sq. ft. general office building; 0.25 FAR; 3" meter)															
State	County	Jurisdiction	Total	Non-Util	Roads	Water	Sewer	Drain	Parks	Library	Fire	Police	GenGov	Schools	Other
TN	Rutherford	La Vergne	\$1,681	\$1,305	\$1,305	\$80	\$296								
TN	Rutherford	Smyrna	\$1,566	\$1,566	\$1,256						\$310				
TN	Sumner	Portland													\$400
TN	Sumner	White House	\$155	\$155	\$93						\$25	\$37			
TN	Williamson	Franklin	\$7,048	\$5,471	\$3,291	\$585	\$992								\$2,180
TN	Williamson	Nolensville	\$2,753	\$2,753	\$753										\$2,000
TX	Brazos	College Station	\$180			\$123	\$57								
TX	Collin	Allen	\$1,022	\$750	\$750	\$192	\$80								
TX	Collin	McKinney	\$3,564	\$3,271	\$3,271	\$260	\$33								
TX	Denton	Denton	\$1,222			\$833	\$389								
TX	Tarrant	Arlington	\$1,495	\$1,253	\$1,253	\$135	\$107								
TX	Tarrant	Colleyville	\$1,280	\$779	\$779	\$399	\$103								
TX	Tarrant	Ft. Worth	\$2,244		\$2,015	\$189	\$40								
TX	Williamson	Georgetown	\$556			\$355	\$201								
UT	Cache	Logan	\$419	\$239	\$112	\$39	\$140	\$47			\$62	\$18			
UT	Davis	Layton	\$11,759	\$11,615	\$2,190	\$144		\$8,957			\$468				
UT	Salt Lake	Draper	\$3,329	\$3,117	\$2,331	\$212		\$137			\$542	\$107			
UT	Salt Lake	Salt Lake City	\$4,337	\$4,337	\$3,580			\$137			\$320	\$300			
UT	Salt Lake	Sandy City	\$1,199	\$756		\$443		\$416	\$49		\$206	\$85			
UT	Salt Lake	West Jordan City	\$3,407	\$2,684	\$1,470	\$421	\$302	\$934			\$200	\$80			
UT	Salt Lake	West Valley City	\$1,547	\$1,547	\$1,245			\$111			\$111	\$80			
UT	Tooele	Tooele	\$798	\$320		\$354	\$124					\$320			
UT	Utah	Payson	\$604	\$225		\$146	\$233				\$225				
UT	Utah	Provo	\$1,481	\$1,170	\$614	\$114	\$197	\$556							
VA	Loudoun	Leesburg	\$1,916			\$749	\$1,167								
VA	Stafford	Stafford Co	\$4,270	\$2,606	\$2,606	\$1,104	\$560								
VT	Chittenden	Burlington	\$1,541	\$1,541	\$634				\$392		\$186	\$329			
VT	Chittenden	Williston	\$447	\$447	\$447										
WA	Clark	Vancouver	\$2,714	\$2,046	\$2,046	\$668									
WA	Cowlitz	Woodland	\$933	\$510		\$195	\$228				\$510				
WA	King	King Co													
WA	King	Bellevue	\$3,420	\$3,420	\$3,420										
WA	King	Bothell	\$11,717	\$10,933	\$10,020	\$523	\$261	\$913							
WA	King	Issaquah	\$2,679	\$2,679	\$2,300						\$221	\$113	\$45		
WA	King	Kirkland	\$9,535	\$7,585	\$7,400	\$1,461	\$489	\$185							
WA	Kitsap	Kitsap Co	\$430	\$430	\$430										
WA	Pierce	Pierce Co	\$1,795	\$1,795	\$1,795										
WA	Skagit	Anacortes	\$2,654	\$1,265		\$201	\$1,188	\$1,265							
WA	Skagit	Burlington	\$4,002	\$3,708	\$2,707		\$294	\$275	\$500		\$227				
WA	Snohomish	Snohomish Co	\$2,318	\$2,318	\$2,318										
WA	Thurston	Olympia	\$6,540	\$6,540	\$6,540										
WA	Thurston	Turnwater	\$6,836	\$6,181	\$6,080		\$655				\$101				
WA	Whatcom	Bellingham	\$5,591	\$3,753	\$2,849	\$616	\$1,222	\$904							
WV	Jefferson	Jefferson Co	\$577	\$577							\$548	\$29			
WI	Dane	Fitchburg													
WI	Jefferson	Oconomowoc	\$1,497	\$808	\$358	\$140	\$549				\$225	\$225			
WI	Ozaukee	Cedarburg	\$564	\$212		\$262	\$90					\$212			
WI	St Croix	Hudson	\$1,536	\$404		\$864	\$268	\$404							

Office per 1,000 sq. ft. (100,001 sq. ft. general office building; 0.25 FAR; 3" meter)															
Summary	Total	Non-Util	Roads	Water	Sewer	Drain	Parks	Library	Fire	Police	GenGov	Schools	Other		
National Average	\$4,483	\$4,172	\$3,430	\$629	\$690	\$868	\$888	\$142	\$358	\$260	\$607	\$411	\$2,195		
Sample Size	255	235	202	125	135	60	28	4	118	91	51	15	44		
National Avg w/o CA	\$3,183	\$2,926	\$2,623	\$501	\$509	\$816	\$604		\$324	\$209	\$334		\$1,915		
Sample Size w/o CA	218	198	165	105	110	37	16		102	77	30		27		
State Average Fees															
AR	\$903	\$730	\$1,280	\$173	\$115	n/a	n/a	n/a	\$417	\$388	n/a	n/a	n/a		
AZ	\$3,097	\$3,020	\$2,286	\$585	\$545	\$238	\$240	\$33	\$488	\$246	\$527	n/a	\$131		
CA	\$12,148	\$10,837	\$7,030	\$1,304	\$1,486	\$950	\$1,266	\$178	\$573	\$543	\$997	\$423	\$2,641		
CO	\$6,518	\$5,816	\$2,911	\$1,452	\$644	\$694	\$2,428	n/a	\$376	\$266	\$268	n/a	\$13,468		
DE	\$1,759	\$453	n/a	n/a	\$1,306	n/a	n/a	n/a	\$297	\$14	\$142	n/a	n/a		
FL	\$3,141	\$2,878	\$2,953	\$311	\$557	\$62	n/a	n/a	\$257	\$211	\$251	n/a	\$365		
GA	\$991	\$1,046	\$944	\$213	\$288	n/a	\$143	n/a	\$298	\$132	n/a	n/a	\$694		
HI	\$3,403	\$3,403	\$3,403	n/a	n/a	n/a	n/a	n/a	n/a	n/a	n/a	n/a	n/a		
ID	\$3,354	\$2,770	\$2,518	\$221	\$947	n/a	n/a	n/a	\$210	\$140	n/a	n/a	\$14		
IL	\$2,416	\$2,416	\$2,416	n/a	n/a	n/a	n/a	n/a	n/a	n/a	n/a	n/a	n/a		
IN	\$2,428	\$1,910	\$1,910	n/a	\$517	n/a	n/a	n/a	n/a	n/a	n/a	n/a	n/a		
KS	\$2,062	\$1,642	\$1,109	\$605	\$654	\$1,184	\$126	n/a	n/a	n/a	n/a	n/a	\$165		
LA	\$2,373	\$2,069	\$1,484	n/a	\$608	\$1,170	n/a	n/a	n/a	n/a	n/a	n/a	n/a		
MD	\$4,029	\$4,049	\$6,075	\$652	\$940	n/a	n/a	n/a	\$1,580	\$329	n/a	n/a	\$110		
MO	\$949	\$949	\$949	n/a	n/a	n/a	n/a	n/a	n/a	n/a	n/a	n/a	n/a		
MT	\$3,447	\$2,282	\$2,082	\$616	\$549	n/a	n/a	n/a	\$200	n/a	n/a	n/a	n/a		
NC	\$1,905	\$1,831	\$1,831	\$386	\$525	n/a	n/a	n/a	n/a	n/a	n/a	n/a	n/a		
NE	\$3,821	\$3,620	\$3,620	\$134	\$67	n/a	n/a	n/a	n/a	n/a	n/a	n/a	n/a		
NH	\$1,090	\$1,090	\$1,620	n/a	n/a	n/a	n/a	n/a	n/a	\$560	n/a	n/a	n/a		
NM	\$1,840	\$2,177	\$1,996	\$346	\$234	\$618	n/a	n/a	\$258	\$41	n/a	n/a	\$36		
NV	\$2,153	\$2,045	\$1,989	n/a	\$323	n/a	n/a	n/a	n/a	n/a	n/a	n/a	\$84		
OH	\$3,096	\$1,330	n/a	\$904	\$862	n/a	n/a	n/a	\$574	\$240	\$516	n/a	n/a		
OK	\$250	\$250	\$250	n/a	n/a	n/a	n/a	n/a	n/a	n/a	n/a	n/a	n/a		
OR	\$5,668	\$4,763	\$4,455	\$600	\$576	\$676	\$734	n/a	n/a	n/a	n/a	\$250	\$661		
PA	\$6,549	\$3,274	\$3,274	n/a	\$571	\$161	\$500	n/a	n/a	n/a	n/a	n/a	\$300		
SC	\$2,630	\$2,038	\$1,873	\$285	\$603	n/a	n/a	n/a	\$123	\$120	n/a	n/a	\$130		
TN	\$2,641	\$2,250	\$1,340	\$333	\$644	n/a	n/a	n/a	\$167	\$37	n/a	n/a	\$1,527		
TX	\$1,446	\$1,513	\$1,614	\$311	\$126	n/a	n/a	n/a	n/a	n/a	n/a	n/a	n/a		
UT	\$2,888	\$2,601	\$1,649	\$234	\$199	\$1,412	\$49	n/a	\$267	\$141	n/a	n/a	n/a		
VA	\$3,093	\$2,606	\$2,606	\$927	\$863	n/a	n/a	n/a	n/a	n/a	n/a	n/a	n/a		
VT	\$994	\$994	\$541	n/a	n/a	n/a	\$392	n/a	\$186	\$329	n/a	n/a	n/a		
WA	\$4,369	\$3,797	\$3,992	\$611	\$619	\$708	\$500	n/a	\$265	\$113	\$45	n/a	n/a		
WV	\$577	\$577	n/a	n/a	n/a	n/a	n/a	n/a	\$548	\$29	n/a	n/a	n/a		
WI	\$1,199	\$475	\$358	\$422	\$302	\$404	n/a	n/a	\$225	\$219	n/a	n/a	n/a		

Industrial per 1,000 sq. ft. (100,001 sq. ft. building; 0.15 FAR; 3" meter)															
State	County	Jurisdiction	Total	Non-Util	Roads	Water	Sewer	Drain	Parks	Library	Fire	Police	GenGov	Schools	Other
AR	Benton	Bentonville	\$538	\$190		\$191	\$156				\$190				
AR	Benton	Lowell	\$469	\$420			\$49				\$420				
AR	Faulkner	Conway	\$808	\$808	\$808										
AR	Washington	Fayetteville	\$567	\$272		\$155	\$140				\$117	\$155			
AZ	Cochise	Sierra Vista	\$720	\$720	\$670						\$40	\$40			
AZ	Gila	Sedona	\$2,675	\$2,675	\$1,400		\$1,205					\$70			
AZ	Maricopa	Avondale	\$3,268	\$2,111	\$672	\$562	\$595				\$632	\$209	\$598		
AZ	Maricopa	Buckeye	\$2,241	\$1,612	\$232	\$295	\$334				\$965	\$415			
AZ	Maricopa	Chandler	\$3,701	\$1,850	\$1,660	\$981	\$870				\$110	\$50	\$30		
AZ	Maricopa	Fountain Hills	\$1,472	\$1,472	\$1,235						\$62	\$70	\$105		
AZ	Maricopa	Gilbert	\$3,337	\$1,374	\$405	\$1,024	\$939				\$438	\$327	\$204		
AZ	Maricopa	Glendale	\$1,476	\$1,047	\$735	\$376	\$53				\$208	\$104			
AZ	Maricopa	Goodyear	\$2,095	\$1,010	\$410	\$583	\$502				\$530	\$70			
AZ	Maricopa	Mesa	\$1,878	\$1,097		\$355	\$425	\$238			\$215	\$318	\$326		
AZ	Maricopa	Peoria	\$5,275	\$4,701	\$3,665	\$390	\$184				\$602	\$434			
AZ	Maricopa	Phoenix	\$2,204	\$1,198	\$814	\$767	\$239		\$110	\$26	\$161	\$87			
AZ	Maricopa	Scottsdale	\$1,350			\$708	\$642								
AZ	Maricopa	Surprise	\$4,039	\$3,217	\$1,918	\$500	\$322				\$628	\$77	\$513		\$81
AZ	Maricopa	Tempe	\$825			\$426	\$399								
AZ	Mojave	Bullhead City	\$116			\$116									
AZ	Navajo	Show Low	\$525		\$525										
AZ	Pima	Pima County	\$2,187	\$2,187	\$2,187										
AZ	Pima	Marana	\$1,100			\$373	\$727								
AZ	Pima	Oro Valley	\$2,437	\$721	\$705	\$1,716						\$16			
AZ	Pima	Tucson	\$3,665	\$3,423	\$2,196	\$242					\$269	\$699	\$259		
AZ	Pinal	Apache Junction	\$2,530	\$2,530	\$2,260							\$270			
AZ	Pinal	Casa Grande	\$2,718	\$2,261	\$1,385		\$457				\$460	\$70	\$346		
AZ	Pinal	Eloy	\$953	\$629		\$183	\$141					\$77	\$552		
AZ	Pinal	Florence	\$1,770	\$977	\$425	\$356	\$438		\$92		\$362	\$98			
AZ	Pinal	Queen Creek	\$2,247	\$1,720	\$668		\$527				\$190	\$39	\$823		
AZ	Yavapai	Yavapai County													
AZ	Yavapai	Chino Valley	\$1,461			\$84	\$1,377								
AZ	Yavapai	Prescott	\$2,177			\$1,653	\$524								
AZ	Yuma	Yuma	\$806	\$806	\$339						\$171	\$296			
CA	Alameda	Fremont	\$4,408	\$4,408	\$3,552						\$117		\$739		
CA	Alameda	Hayward	\$4,069	\$4,069	\$1,440	\$1,037	\$1,232							\$360	
CA	Alameda	Livermore	\$14,637	\$14,637	\$11,281	\$583	\$270	\$560	\$1,193				\$3	\$470	\$277
CA	Alameda	San Leandro	\$2,343	\$2,343	\$1,090		\$623							\$510	\$120
CA	Contra Costa	Orinda	\$5,130	\$5,130	\$2,590			\$2,540							
CA	El Dorado	El Dorado Co	\$1,900	\$1,900	\$1,430									\$470	
CA	Fresno	Clovis	\$11,015	\$9,008	\$6,999	\$701	\$1,306		\$830		\$625				\$554
CA	Kern	Bakersfield	\$2,734	\$2,094	\$1,296		\$640							\$470	\$328
CA	Los Angeles	Lancaster	\$2,353	\$2,353	\$670			\$760			\$876		\$47		
CA	Los Angeles	Long Beach	\$1,920	\$1,920	\$1,100						\$132	\$218		\$470	
CA	Monterey	Salinas	\$4,254	\$3,549	\$2,168		\$705	\$909							\$472
CA	Napa	St. Helena	\$23,730	\$10,530	\$5,980	\$7,350	\$5,850	\$20				\$1,250	\$1,580	\$470	\$1,230
CA	Orange	Brea	\$3,657	\$1,428	\$1,250	\$2,229					\$138	\$40			
CA	Placer	Rocklin	\$7,027	\$7,027	\$5,951			\$106					\$970		
CA	Sacramento	Citrus Heights	\$6,672	\$5,480	\$4,440		\$1,192		\$90					\$340	\$610
CA	Sacramento	Elk Grove	\$10,176	\$6,300	\$4,640	\$388	\$3,488		\$410		\$560	\$30	\$50		\$610

Industrial per 1,000 sq. ft. (100,001 sq. ft. building; 0.15 FAR; 3" meter)																
State	County	Jurisdiction	Total	Non-Util	Roads	Water	Sewer	Drain	Parks	Library	Fire	Police	GenGov	Schools	Other	
CA	Sacramento	Sacramento	\$15,504	\$14,032	\$4,266	\$280	\$1,192	\$1,890	\$160					\$470	\$7,246	
CA	San Bernardino	Highland	\$8,676	\$8,676	\$8,193			\$203			\$54	\$7	\$219			
CA	San Bernardino	Redlands	\$2,622	\$2,622	\$1,812			\$150		\$50	\$240	\$150	\$220			
CA	San Bernardino	Rialto	\$4,780	\$3,476	\$2,220	\$564	\$740	\$1,023	\$120		\$26	\$26	\$61			
CA	San Diego	Carlsbad	\$6,913	\$5,604	\$920	\$813	\$496	\$763					\$3,500		\$420	
CA	San Diego	Escondido	\$4,463	\$2,950	\$340	\$883	\$630	\$700					\$1,610		\$300	
CA	San Diego	San Diego	\$5,057	\$3,494	\$2,140	\$903	\$660				\$294			\$420	\$640	
CA	San Joaquin	Lodi	\$12,772	\$11,562	\$4,982	\$228	\$982	\$4,259	\$1,112		\$215	\$103	\$890			
CA	San Joaquin	Ripon	\$22,002	\$12,736	\$6,989	\$2,933	\$6,333	\$2,800	\$467		\$994	\$67	\$533	\$470	\$416	
CA	San Luis Obispo	Paso Robles	\$7,254	\$4,825	\$3,715	\$1,775	\$654	\$910			\$50	\$20	\$130			
CA	San Luis Obispo	San Luis Obispo	\$14,994	\$12,002	\$2,002	\$2,393	\$599								\$10,000	
CA	Santa Barbara	Carpinteria	\$21,599	\$21,599	\$17,830			\$1,714	\$1,490				\$190	\$330	\$45	
CA	Santa Barbara	Santa Maria	\$7,358	\$4,394	\$3,620	\$1,612	\$1,352		\$24	\$155	\$59	\$368	\$168			
CA	Santa Clara	Gilroy	\$11,272	\$6,468	\$5,178	\$838	\$3,966	\$210					\$1,080			
CA	Santa Clara	Palo Alto	\$26,768	\$25,568	\$2,897		\$1,200		\$4,473	\$228					\$17,970	
CA	Santa Cruz	Santa Cruz Co	\$6,402	\$6,402	\$4,182			\$2,220								
CA	Santa Cruz	Scotts Valley	\$10,147	\$10,147	\$5,750		\$982	\$165				\$3,101	\$149			
CA	Shasta	Redding	\$8,131	\$8,131	\$5,068	\$1,102	\$1,107	\$374			\$480					
CA	Solano	Vacaville	\$16,245	\$16,245	\$2,627	\$1,773	\$8,842	\$1,502			\$188	\$190	\$204	\$330	\$588	
CA	Sonoma	Windsor	\$10,431	\$10,431	\$4,339	\$716	\$2,277	\$2,453					\$645			
CA	Yolo	Davis	\$1,682	\$1,682	\$480			\$118	\$223			\$280	\$241	\$340		
CO	Adams	Adams Co	\$776	\$776	\$776											
CO	Adams	Commerce City	\$2,725	\$2,725	\$1,146			\$319	\$1,260							
CO	Boulder	Boulder	\$9,408	\$6,260	\$2,480	\$2,487	\$662	\$2,340			\$360	\$450	\$130		\$500	
CO	Eagle	Eagle Co	\$3,816	\$3,816	\$3,190						\$626					
CO	Eagle	Basalt	\$2,518	\$2,000	\$1,000	\$518									\$1,000	
CO	El Paso	Colorado Springs	\$3,552	\$1,084		\$2,044	\$424	\$1,084								
CO	Fremont	Canon City	\$152	\$152							\$152					
CO	Jefferson	Jefferson Co	\$2,060	\$2,060	\$2,060											
CO	La Plata	Durango	\$2,687	\$1,963	\$1,963	\$558	\$166									
CO	Larimer	Larimer Co	\$2,538	\$2,538	\$2,538											
CO	Larimer	Loveland	\$1,698	\$1,698	\$870			\$708			\$30	\$40	\$50			
CO	Larimer	Ft. Collins	\$6,090	\$2,984	\$2,042	\$1,653	\$1,453	\$782			\$57	\$39	\$64			
CO	Mesa	Mesa Co	\$1,249	\$1,249	\$1,249											
CO	Pitkin	Pitkin Co	\$16,734	\$16,734	\$2,520				\$4,100						\$10,114	
CO	Weld	Weld Co	\$2,395	\$2,395	\$2,043			\$200					\$152			
CO	Weld	Windsor	\$4,224	\$2,779	\$1,799	\$932	\$513	\$980								
CO	Weld	Greeley	\$1,733	\$1,733	\$1,144			\$136			\$403	\$50				
DE	New Castle	New Castle Co	\$1,578	\$272			\$1,306				\$177	\$7	\$88			
FL	Alachua	Alachua Co	\$3,617	\$3,617	\$2,857						\$760					
FL	Brevard	Brevard Co	\$78	\$78							\$44				\$34	
FL	Brevard	Cocoa	\$332	\$52		\$280					\$18				\$34	
FL	Brevard	Melbourne	\$128	\$128							\$18		\$76		\$34	
FL	Brevard	Palm Bay	\$210	\$210							\$157	\$19			\$34	
FL	Brevard	Rockledge	\$52	\$52							\$18				\$34	
FL	Broward	Broward Co	\$2,891	\$2,891	\$2,891											
FL	Broward	Ft. Lauderdale														
FL	Charlotte	Charlotte Co	\$1,182	\$1,182	\$1,182											
FL	Citrus	Citrus Co	\$844	\$844	\$628						\$90	\$66	\$60			

Industrial per 1,000 sq. ft. (100,001 sq. ft. building; 0.15 FAR; 3" meter)																
State	County	Jurisdiction	Total	Non-Util	Roads	Water	Sewer	Drain	Parks	Library	Fire	Police	GenGov	Schools	Other	
FL	Clay	Clay Co														
FL	Collier	Collier Co	\$6,572	\$5,544	\$4,333	\$513	\$515				\$645	\$119	\$271		\$176	
FL	Columbia	Columbia Co														
FL	Dade	Miami/Dade Co	\$4,318	\$4,318	\$2,720						\$1,249	\$349				
FL	Dade	Miami	\$3,124	\$3,124	\$2,720						\$210	\$107	\$87			
FL	DeSoto	DeSoto Co														
FL	Flagler	Flagler Co	\$794	\$794	\$794											
FL	Flagler	Palm Coast	\$3,227	\$2,441	\$2,182	\$389	\$397				\$259					
FL	Gilchrist	Gilchrist Co	\$560	\$560	\$500								\$60			
FL	Glades	Glades Co														
FL	Hardee	Hardee Co														
FL	Hendry	Hendry Co														
FL	Hernando	Hernando Co														
FL	Highlands	Highlands Co														
FL	Hillsborough	Hillsborough Co	\$1,571	\$1,003	\$994	\$264	\$304				\$9					
FL	Hillsborough	Plant City	\$1,240	\$622	\$278	\$119	\$499				\$139	\$205				
FL	Hillsborough	Tampa	\$1,359	\$1,359	\$1,359											
FL	Indian River	Indian River Co	\$2,629	\$2,629	\$2,404						\$120	\$105				
FL	Lake	Lake Co	\$104	\$104							\$104					
FL	Lake	Eustis	\$2,127	\$367		\$430	\$1,330				\$189	\$178				
FL	Lee	Lee Co	\$4,773	\$4,773	\$4,626						\$147					
FL	Lee	Bonita Springs	\$6,154	\$6,154	\$6,017						\$137					
FL	Lee	Cape Coral	\$3,336	\$2,636	\$2,310	\$243	\$458				\$162	\$163				
FL	Lee	Ft. Myers	\$5,420	\$4,730	\$4,626	\$354	\$335				\$104					
FL	Levy	Levy Co	\$789	\$789	\$709						\$80					
FL	Manatee	Manatee Co	\$994	\$994	\$776						\$76	\$142				
FL	Marion	Marion Co														
FL	Martin	Martin Co	\$2,008	\$2,008	\$1,601						\$114	\$136	\$157			
FL	Monroe	Monroe Co	\$2,543	\$2,543	\$406						\$64	\$19			\$2,054	
FL	Nassau	Nassau Co														
FL	Okaloosa	Destin	\$894	\$894	\$888							\$6				
FL	Orange	Orange Co.	\$2,636	\$2,636	\$2,565						\$33	\$38				
FL	Orange	Ocoee	\$5,224	\$2,896	\$2,496	\$587	\$1,741				\$235	\$165				
FL	Orange	Orlando	\$2,275	\$1,869	\$1,869		\$406									
FL	Orange	Winter Garden	\$2,942	\$2,514	\$1,404	\$163	\$265				\$610	\$500				
FL	Osceola	Osceola Co	\$50	\$50							\$50					
FL	Palm Beach	Palm Beach Co	\$1,263	\$1,263	\$1,064						\$145	\$5	\$49			
FL	Palm Beach	Palm Beach Gardens	\$1,786	\$1,786	\$1,439						\$279	\$19	\$49			
FL	Pasco	Pasco Co	\$1,644	\$1,000	\$1,000	\$234	\$410									
FL	Pinellas	Pinellas Co	\$1,470	\$1,414	\$1,414	\$56										
FL	Polk	Polk Co														
FL	Polk	Lakeland	\$945	\$945	\$675						\$100	\$170				
FL	Putnam	Putnam Co														
FL	Santa Rosa	Santa Rosa Co														
FL	St Johns	St. Johns Co	\$1,728	\$1,728	\$1,482						\$17	\$29	\$200			
FL	St Lucie	St. Lucie Co	\$952	\$952	\$770						\$71	\$46	\$65			
FL	Sarasota	Sarasota Co	\$3,460	\$2,510	\$1,987	\$544	\$406				\$106	\$61	\$106		\$250	
FL	Sarasota	North Port	\$216	\$216							\$82	\$77	\$57			
FL	Seminole	Seminole Co	\$768	\$768	\$762						\$6					

Industrial per 1,000 sq. ft. (100,001 sq. ft. building; 0.15 FAR; 3" meter)																
State	County	Jurisdiction	Total	Non-Util	Roads	Water	Sewer	Drain	Parks	Library	Fire	Police	GenGov	Schools	Other	
FL	Seminole	Altamonte Springs	\$820	\$820	\$725						\$6	\$89				
FL	Seminole	Winter Springs	\$5,785	\$5,785	\$3,404						\$1,264	\$355	\$762			
FL	Sumter	Sumter Co	\$1,674	\$1,674	\$1,584						\$90					
FL	Volusia	Volusia Co	\$1,220	\$1,220	\$1,220											
FL	Volusia	Daytona Beach	\$1,220	\$1,220	\$1,220											
FL	Volusia	Deland	\$1,489	\$1,489	\$1,220	\$0	\$0				\$51	\$15	\$203			
FL	Volusia	Deltona	\$3,767	\$1,941	\$1,941	\$543	\$1,283									
FL	Volusia	Ormond Beach	\$1,975	\$1,343	\$1,274	\$320	\$312	\$69								
FL	Volusia	Port Orange	\$2,572	\$2,077	\$1,877	\$249	\$246				\$200					
GA	Cherokee	Canton	\$522	\$522	\$134				\$173		\$173	\$43				
GA	Cherokee	Cherokee Co	\$1,082	\$1,082	\$399						\$450	\$233				
GA	Effingham	Effingham Co	\$501			\$213	\$288									
GA	Forsyth	Forsyth Co	\$52	\$52							\$52					
GA	Fulton	Alpharetta	\$799	\$799	\$513				\$14		\$272					
GA	Fulton	Atlanta	\$1,255	\$1,255	\$1,025				\$169		\$47	\$14				
GA	Fulton	Roswell	\$606	\$606	\$177						\$429					
GA	Hall	Hall Co	\$119	\$119											\$119	
GA	Henry	Henry Co	\$499	\$499											\$499	
GA	Henry	McDonough	\$476	\$476											\$476	
HI	Honolulu	Honolulu	\$2,019	\$2,019	\$2,019											
ID	Ada	Boise	\$3,196	\$3,196	\$2,926						\$210	\$60				
ID	Kootenai	Post Falls	\$1,662	\$494	\$340	\$221	\$947					\$140			\$14	
IL	DeKalb	DeKalb (city)														
IL	DuPage	DuPage County	\$1,049	\$1,049	\$1,049											
IL	Kane	Kane County	\$1,769	\$1,769	\$1,769											
IN	Hamilton	Fishers	\$1,782	\$1,652	\$1,652		\$130									
IN	Hamilton	Noblesville	\$1,201	\$767	\$767		\$434									
KS	Johnson	Lenexa	\$2,926	\$2,926	\$1,620			\$1,184	\$121							
KS	Johnson	Olathe	\$3,146	\$1,887	\$1,817	\$605	\$654		\$70							
KS	Johnson	Overland Park	\$1,433	\$1,433	\$1,433											
LA	E Baton Rouge	Baton Rouge	\$1,111	\$503	\$503		\$608									
LA	St Tammany	St Tammany Parish	\$2,132	\$2,132	\$1,254			\$878								
MD	Anne Arundel	Anne Arundel Co	\$6,552	\$4,328	\$4,174	\$1,008	\$1,216					\$154				
MD	Calvert	Calvert Co	\$1,454	\$110		\$480	\$864								\$110	
MD	Carroll	Carroll Co														
MD	Charles	Charles Co	\$1,706			\$638	\$1,068									
MD	Frederick	Frederick Co	\$1,872			\$781	\$1,091									
MD	Harford	Harford Co														
MD	Howard	Howard Co	\$550	\$550	\$550											
MD	Montgomery	Montgomery Co	\$6,462	\$5,650	\$5,650	\$352	\$460									
MD	Queen Anne's	Queen Anne's Co	\$1,008	\$1,008							\$1,008					
MD	St. Mary's	St. Mary's Co														
MO	Clay/Jackson	Kansas City	\$647	\$647	\$647											
MO	Jackson	Lee's Summit	\$743	\$743	\$743											
MT	Gallatin	Bozeman	\$2,911	\$1,746	\$1,546	\$616	\$549				\$200					

Industrial per 1,000 sq. ft. (100,001 sq. ft. building; 0.15 FAR; 3" meter)																
State	County	Jurisdiction	Total	Non-Util	Roads	Water	Sewer	Drain	Parks	Library	Fire	Police	GenGov	Schools	Other	
NC	Chatham	Chatham Co.	\$300			\$300										
NC	Durham	Durham	\$1,092	\$709	\$709	\$223	\$160									
NC	Orange	Orange Co.	\$1,553			\$574	\$979									
NC	Wake	Cary	\$1,841	\$1,131	\$1,131	\$235	\$475									
NC	Wake	Raleigh	\$2,972	\$1,234	\$1,234	\$913	\$825									
NE	Lancaster	Lincoln	\$2,421	\$2,220	\$2,220	\$134	\$67									
NH	Hillsborough	Manchester														
NH	Merrimack	Concord	\$1,030	\$1,030	\$1,030											
NH	Rockingham	Salem	\$300	\$300								\$300				
NH	Rockingham	Fremont														
NM	Bernalillo	Albuquerque	\$2,554	\$2,037	\$1,673	\$295	\$222	\$323								
NM	Bernalillo	Bernalillo Co	\$1,006	\$1,006	\$477			\$383			\$146					
NM	Dona Ana	Las Cruces	\$481			\$182	\$114				\$185					
NM	Lincoln	Ruidoso	\$943			\$614	\$329									
NM	Sandoval	Rio Rancho	\$4,475	\$3,585	\$1,955	\$522	\$368	\$1,430			\$177				\$23	
NM	Santa Fe	Santa Fe	\$2,164	\$1,710	\$1,610	\$314	\$140				\$74	\$26				
NM	Santa Fe	Santa Fe County	\$460	\$460							\$460					
NM	Valencia	Los Lunas	\$375			\$146	\$229									
NV	Churchill	Churchill County														
NV	Clark	Las Vegas	\$1,319	\$996	\$912		\$323								\$84	
NV	Clark	Mesquite	\$1,181	\$1,181	\$1,097										\$84	
NV	Washoe	Reno	\$2,534	\$2,534	\$2,534											
OH	Butler	Middletown														
OH	Delaware	Delaware (city)	\$2,583	\$817		\$904	\$862				\$359	\$135	\$323			
OK	Cleveland	Moore	\$360	\$360	\$360											
OR	Clackamas	Clackamas Co.	\$5,645	\$4,589	\$4,339		\$1,056							\$250		
OR	Clackamas	West Linn	\$12,405	\$10,211	\$8,860	\$1,404	\$790	\$690							\$661	
OR	Deschutes	Bend	\$5,179	\$4,443	\$4,443	\$452	\$284									
OR	Josephine	Grants Pass	\$1,731	\$927	\$927	\$402	\$402									
OR	Lane	Eugene	\$3,024	\$2,683	\$1,686		\$341	\$384	\$613							
OR	Lane	Springfield	\$2,553	\$1,987	\$821		\$566	\$1,166								
OR	Marion	Salem	\$2,495	\$1,725	\$1,423	\$385	\$385	\$302								
OR	Marion	Silverton	\$1,890	\$1,360		\$530		\$1,360								
OR	Multnomah	Portland	\$3,757	\$2,794	\$2,250	\$269	\$694	\$328	\$216							
OR	Washington	Tigard	\$5,776	\$5,016	\$4,682	\$760			\$334							
OR	Washington	Washington Co	\$5,928	\$5,182	\$4,682		\$746	\$500								
PA	Montgomery	Towamencin Twp	\$2,154	\$2,154	\$2,154		\$171	\$161	\$500						\$300	
SC	Beaufort	Beaufort Co	\$945	\$945	\$890						\$55					
SC	Beaufort	Hilton Head	\$2,355	\$1,485	\$1,485	\$384	\$486									
SC	Berkeley	Mt. Pleasant	\$1,957	\$1,050	\$700	\$187	\$720				\$190	\$30			\$130	

Industrial per 1,000 sq. ft. (100,001 sq. ft. building; 0.15 FAR; 3" meter)																
State	County	Jurisdiction	Total	Non-Util	Roads	Water	Sewer	Drain	Parks	Library	Fire	Police	GenGov	Schools	Other	
TN	Rutherford	La Vergne	\$1,234	\$858	\$858	\$80	\$296									
TN	Rutherford	Smyrna	\$943	\$943	\$747						\$196					
TN	Sumner	Portland	\$400	\$400											\$400	
TN	Sumner	White House	\$58	\$58	\$28						\$12	\$18				
TN	Williamson	Franklin	\$6,391	\$4,814	\$2,634	\$585	\$992								\$2,180	
TN	Williamson	Nolensville	\$2,498	\$2,498	\$498										\$2,000	
TX	Brazos	College Station	\$180			\$123	\$57									
TX	Collin	Allen	\$872	\$600	\$600	\$192	\$80									
TX	Collin	McKinney	\$1,317	\$1,024	\$1,024	\$260	\$33									
TX	Denton	Denton	\$1,222			\$833	\$389									
TX	Tarrant	Arlington	\$715	\$473	\$473	\$135	\$107									
TX	Tarrant	Colleyville	\$2,623	\$2,122	\$2,122	\$399	\$103									
TX	Tarrant	Ft. Worth	\$1,444		\$1,215	\$189	\$40									
TX	Williamson	Georgetown	\$556			\$355	\$201									
UT	Cache	Logan	\$362	\$183	\$59	\$39	\$140	\$79			\$35	\$10				
UT	Davis	Layton	\$11,727	\$11,583	\$2,552	\$144		\$8,957			\$74					
UT	Salt Lake	Draper	\$1,796	\$1,584	\$1,275	\$212		\$228			\$43	\$38				
UT	Salt Lake	Salt Lake City	\$2,229	\$2,229	\$1,380			\$229			\$320	\$300				
UT	Salt Lake	Sandy City	\$1,352	\$909		\$443		\$694	\$31		\$130	\$54				
UT	Salt Lake	West Jordan City	\$2,607	\$1,884	\$770	\$421	\$302	\$934			\$130	\$50				
UT	Salt Lake	West Valley City	\$1,086	\$1,086	\$815			\$185			\$50	\$36				
UT	Tooele	Tooele	\$798	\$320		\$354	\$124					\$320				
UT	Utah	Payson	\$604	\$225		\$146	\$233				\$225					
UT	Utah	Provo	\$1,256	\$945	\$389	\$114	\$197	\$556								
VA	Loudoun	Leesburg	\$1,916			\$749	\$1,167									
VA	Stafford	Stafford Co	\$3,174	\$1,510	\$1,510	\$1,104	\$560									
VT	Chittenden	Burlington	\$1,153	\$1,153	\$246				\$395		\$183	\$329				
VT	Chittenden	Williston	\$294	\$294	\$294											
WA	Clark	Vancouver	\$1,963	\$1,295	\$1,295	\$668										
WA	Cowlitz	Woodland	\$933	\$510		\$195	\$228				\$510					
WA	King	King Co														
WA	King	Bellevue	\$2,190	\$2,190	\$2,190											
WA	King	Bothell	\$8,127	\$7,343	\$6,430	\$523	\$261	\$913								
WA	King	Issaquah	\$1,879	\$1,879	\$1,500						\$221	\$113	\$45			
WA	King	Kirkland	\$8,035	\$6,085	\$5,900	\$1,461	\$489	\$185								
WA	Kitsap	Kitsap Co	\$220	\$220	\$220											
WA	Pierce	Pierce Co	\$1,582	\$1,582	\$1,582											
WA	Skagit	Anacortes	\$2,654	\$1,265		\$201	\$1,188	\$1,265								
WA	Skagit	Burlington	\$3,057	\$2,764	\$1,762		\$294	\$275	\$500		\$227					
WA	Snohomish	Snohomish Co	\$1,467	\$1,467	\$1,467											
WA	Thurston	Olympia	\$3,790	\$3,790	\$3,790											
WA	Thurston	Tumwater	\$4,756	\$4,101	\$4,000		\$655				\$101					
WA	Whatcom	Bellingham	\$5,199	\$3,361	\$1,855	\$616	\$1,222	\$1,507								
WV	Jefferson	Jefferson Co	\$356	\$356							\$338	\$18				
WI	Dane	Fitchburg														
WI	Jefferson	Oconomowoc	\$1,067	\$378	\$176	\$140	\$549				\$102	\$100				
WI	Ozaukee	Cedarburg	\$564	\$212		\$262	\$90					\$212				
WI	St Croix	Hudson	\$2,560	\$673		\$1,440	\$447	\$673								

Industrial per 1,000 sq. ft. (100,001 sq. ft. building; 0.15 FAR; 3" meter)																
Summary	Total	Non-Util	Roads	Water	Sewer	Drain	Parks	Library	Fire	Police	GenGov	Schools	Other			
National Average	\$3,190	\$2,763	\$2,076	\$656	\$765	\$983	\$689	\$115	\$248	\$180	\$385	\$411	\$1,471			
Sample Size	256	236	202	125	134	60	28	4	118	91	52	15	43			
National Avg w/o CA	\$2,217	\$1,894	\$1,660	\$504	\$506	\$882	\$544	\$26	\$237	\$137	\$220		\$824			
Sample Size w/o CA	219	199	165	105	109	37	16	1	102	77	31		26			
State Average Fees																
AR	\$595	\$423	\$808	\$173	\$115	n/a	n/a	n/a	\$242	\$155	n/a	n/a	n/a			
AZ	\$2,112	\$1,788	\$1,167	\$585	\$545	\$238	\$101	\$26	\$355	\$183	\$376	n/a	\$81			
CA	\$8,949	\$7,438	\$3,930	\$1,455	\$1,893	\$1,146	\$883	\$144	\$315	\$418	\$630	\$423	\$2,460			
CO	\$3,786	\$3,114	\$1,788	\$1,365	\$644	\$819	\$2,680	n/a	\$271	\$145	\$99	n/a	\$3,871			
DE	\$1,578	\$272	n/a	n/a	\$1,306	n/a	n/a	n/a	\$177	\$7	\$88	n/a	n/a			
FL	\$2,069	\$1,807	\$1,804	\$311	\$557	\$69	n/a	n/a	\$201	\$122	\$157	n/a	\$331			
GA	\$591	\$601	\$450	\$213	\$288	n/a	\$119	n/a	\$237	\$97	n/a	n/a	\$365			
HI	\$2,019	\$2,019	\$2,019	n/a	n/a	n/a	n/a	n/a	n/a	n/a	n/a	n/a	n/a			
ID	\$2,429	\$1,845	\$1,633	\$221	\$947	n/a	n/a	n/a	\$210	\$100	n/a	n/a	\$14			
IL	\$1,409	\$1,409	\$1,409	n/a	n/a	n/a	n/a	n/a	n/a	n/a	n/a	n/a	n/a			
IN	\$1,492	\$1,209	\$1,209	n/a	\$282	n/a	n/a	n/a	n/a	n/a	n/a	n/a	n/a			
KS	\$2,502	\$2,082	\$1,624	\$605	\$654	\$1,184	\$96	n/a	n/a	n/a	n/a	n/a	n/a			
LA	\$1,621	\$1,318	\$879	n/a	\$608	\$878	n/a	n/a	n/a	n/a	n/a	n/a	n/a			
MD	\$2,801	\$2,329	\$3,458	\$652	\$940	n/a	n/a	n/a	\$1,008	\$154	n/a	n/a	\$110			
MO	\$695	\$695	\$695	n/a	n/a	n/a	n/a	n/a	n/a	n/a	n/a	n/a	n/a			
MT	\$2,911	\$1,746	\$1,546	\$616	\$549	n/a	n/a	n/a	\$200	n/a	n/a	n/a	n/a			
NC	\$1,552	\$1,025	\$1,025	\$449	\$610	n/a	n/a	n/a	n/a	n/a	n/a	n/a	n/a			
NE	\$2,421	\$2,220	\$2,220	\$134	\$67	n/a	n/a	n/a	n/a	n/a	n/a	n/a	n/a			
NH	\$665	\$665	\$1,030	n/a	n/a	n/a	n/a	n/a	n/a	\$300	n/a	n/a	n/a			
NM	\$1,557	\$1,759	\$1,429	\$346	\$234	\$712	n/a	n/a	\$208	\$34	n/a	n/a	\$23			
NV	\$1,678	\$1,570	\$1,514	n/a	\$323	n/a	n/a	n/a	n/a	n/a	n/a	n/a	\$84			
OH	\$2,583	\$817	n/a	\$904	\$862	n/a	n/a	n/a	\$359	\$135	\$323	n/a	n/a			
OK	\$360	\$360	\$360	n/a	n/a	n/a	n/a	n/a	n/a	n/a	n/a	n/a	n/a			
OR	\$4,580	\$3,720	\$3,411	\$600	\$585	\$676	\$388	n/a	n/a	n/a	n/a	\$250	\$661			
PA	\$2,154	\$2,154	\$2,154	n/a	\$171	\$161	\$500	n/a	n/a	n/a	n/a	n/a	\$300			
SC	\$1,752	\$1,160	\$1,025	\$285	\$603	n/a	n/a	n/a	\$123	\$30	n/a	n/a	\$130			
TN	\$1,921	\$1,595	\$953	\$333	\$644	n/a	n/a	n/a	\$104	\$18	n/a	n/a	\$1,527			
TX	\$1,116	\$1,055	\$1,087	\$311	\$126	n/a	n/a	n/a	n/a	n/a	n/a	n/a	n/a			
UT	\$2,382	\$2,095	\$1,034	\$234	\$199	\$1,483	\$31	n/a	\$126	\$115	n/a	n/a	n/a			
VA	\$2,545	\$1,510	\$1,510	\$927	\$863	n/a	n/a	n/a	n/a	n/a	n/a	n/a	n/a			
VT	\$724	\$724	\$270	n/a	n/a	n/a	\$395	n/a	\$183	\$329	n/a	n/a	n/a			
WA	\$3,275	\$2,704	\$2,666	\$611	\$619	\$829	\$500	n/a	\$265	\$113	\$45	n/a	n/a			
WV	\$356	\$356	n/a	n/a	n/a	n/a	n/a	n/a	\$338	\$18	n/a	n/a	n/a			
WI	\$1,397	\$421	\$176	\$614	\$362	\$673	n/a	n/a	\$102	\$156	n/a	n/a	n/a			